

ภาคผนวกที่ 4

เอกสารสอบเทียบความถูกต้องของเครื่องมือ

ตรวจวัดคุณภาพสิ่งแวดล้อม

**ตารางสรุปรายการเอกสารการสอบเทียบความถูกต้องของเครื่องมือเก็บตัวอย่าง
และเครื่องมือตรวจวิเคราะห์คุณภาพสิ่งแวดล้อม**

รายการตรวจวัด	เครื่องมือเก็บตัวอย่าง	เครื่องมือตรวจวิเคราะห์
	ชื่อเครื่องมือ	ชื่อเครื่องมือ
1. คุณภาพอากาศในบรรยากาศ TSP	High Volume Air Sampler Rec No. Blower No. R08, R12, R14	Digital Balance
2. คุณภาพอากาศจากปล่องระบาย Total Suspended Particulate	Console No. B04, B05 Pitot Tube No. B38, B54	Digital Balance
Oxides of Nitrogen	Vacuum Gauge	Spectrophotometer
Sulfur Dioxide	Personal Pump SKC No. B65, R05, R10 Rotameter No. H-R02, R04	-
Carbon Monoxide	Personal Pump SKC No. B47, B67, R21, R37, R43 Rotameter No. H-R02, R04	CO Analyzer No. R01
Lead	Console No. B04, B05 Pitot Tube No. B38, B54	ICP
Mercury	Console No. B04, B05 Pitot Tube No. B38, B54	AAS
Hydrogen Sulfide	Personal Pump SKC No. B47, B66, R32, R33 Rotameter No. H-R02, R04	-
Ammonia	Console No. B05 Pitot Tube No. B38	IC
3. คุณภาพน้ำ pH	-	pH Meter
4. ระดับเสียงทั่วไป L_{eq} 24 hr	Acoustic Calibrator Sound Level Meter No. NL42, NL52	-
5. ระดับเสียงในสถานประกอบการ L_{eq} 8 hr และ Octave Band	Acoustic Calibrator	-
6. ระดับเสียงติดตามตัวบุคคล TWA	Acoustic Calibrator	-
7. คุณภาพอากาศในสถานประกอบการ Benzene	Personal Pump SKC No. R20, R38 Rotameter No. L-R05	GC/FID

คุณภาพอากาศในบรรยากาศ



บริษัท เอส.พี.เอส. คอนซัลติ้ง เซอร์วิส จำกัด

S.P.S. CONSULTING SERVICE CO., LTD.

7 ซอยพหลโยธิน 24 ถนนพหลโยธิน แขวงจอมพล เขตจตุจักร กรุงเทพฯ 10900

7 Soi Phaholyothin 24, Phaholyothin Rd., Jompol, Chatuchak, Bangkok 10900

Tel : (662) 939-4370-72, Fax : (662) 513-4221, E-mail : sale@spscon.com, www.spscon.com

High Volume Air Sampler Calibration Report

Calibration Method : Multipoint Orifice Flow Transfer Standard

Model : TE 5025A

S/N : 3095

Calibration Data

High Volume Air Sampler Data		Calibration Data		
Recorder No.	Blower No.	Date	Actual Flowrate (ft ³ /min)	R ²
B01	B01	04/05/2022	$y = 1.313x - 9.642$	0.999
B02	B02	02/05/2022	$y = 1.062x + 2.593$	1.000
B03	B03	04/05/2022	$y = 1.045x + 0.757$	0.998
B04	B04	04/05/2022	$y = 1.161x - 3.677$	0.996
B05	B05	02/05/2022	$y = 1.218x - 6.416$	1.000
B06	B06	04/05/2022	$y = 1.235x - 6.768$	0.998
B07	B07	06/05/2022	$y = 1.178x - 5.564$	0.999
B08	B08	02/05/2022	$y = 1.222x - 6.991$	1.000
B09	B09	04/05/2022	$y = 1.240x - 6.649$	0.996
B10	B10	04/05/2022	$y = 1.091x + 0.142$	0.995
B11	B11	04/05/2022	$y = 1.120x - 2.107$	1.000
B12	B12	02/05/2022	$y = 1.102x - 1.916$	0.996
B13	B13	03/05/2022	$y = 1.187x - 5.240$	0.999
B14	B14	06/05/2022	$y = 1.290x - 9.276$	0.998
B15	B15	03/05/2022	$y = 1.093x - 0.919$	0.999
B16	B16	04/05/2022	$y = 1.223x - 6.745$	0.999
B17	B17	03/05/2022	$y = 1.172x - 3.414$	0.998
B18	B18	04/05/2022	$y = 1.259x - 8.700$	1.000
B19	B19	03/05/2022	$y = 1.307x - 10.268$	0.999
B20	B20	02/05/2022	$y = 1.232x - 7.260$	0.999
B21	B21	04/05/2022	$y = 1.209x - 7.461$	0.996
B22	B22	02/05/2022	$y = 1.239x - 7.827$	0.999
B23	B23	03/05/2022	$y = 1.227x - 6.159$	0.999
B24	B24	03/05/2022	$y = 1.075x - 0.925$	0.997
B25	B25	04/05/2022	$y = 0.997x + 2.795$	0.998
B26	B26	04/05/2022	$y = 1.185x - 5.015$	0.998
B27	B27	06/05/2022	$y = 1.148x - 5.099$	0.996
B28	B28	04/05/2022	$y = 1.221x - 6.454$	1.000
B29	B29	02/05/2022	$y = 1.181x - 5.705$	0.995
B30	B30	04/05/2022	$y = 1.136x - 3.406$	0.999
B31	B31	04/05/2022	$y = 1.114x - 1.568$	0.999
B32	B32	04/05/2022	$y = 1.249x - 6.749$	1.000
B33	B33	06/05/2022	$y = 1.195x - 4.397$	0.996
B34	B34	04/05/2022	$y = 1.222x - 7.759$	0.999



บริษัท เอส.พี.เอส. คอนซัลติ้ง เซอร์วิส จำกัด

S.P.S. CONSULTING SERVICE CO., LTD.

7 ซอยพหลโยธิน 24 ถนนพหลโยธิน แขวงจอมพล เขตจตุจักร กรุงเทพฯ 10900

7 Soi Phaholyothin 24, Phaholyothin Rd., Jompol, Chatuchak, Bangkok 10900

Tel : (662) 939-4370-72, Fax : (662) 513-4221, E-mail : sale@spscon.com, www.spscon.com

High Volume Air Sampler Calibration Report

Calibration Method : Multipoint Orifice Flow Transfer Standard

Model : TE 5025A

S/N : 3095

Calibration Data

High Volume Air Sampler Data		Calibration Data		
Recorder No.	Blower No.	Date	Actual Flowrate (ft ³ /min)	R ²
B35	B35	02/05/2022	$y = 1.345x - 12.323$	0.999
B36	B36	03/05/2022	$y = 1.154x - 4.565$	0.999
B37	B37	04/05/2022	$y = 1.139x - 2.122$	0.996
B38	B38	06/05/2022	$y = 1.126x - 2.401$	0.999
B39	B39	02/05/2022	$y = 1.188x - 5.455$	0.998
B40	B40	06/05/2022	$y = 1.156x - 3.823$	0.995
B41	B41	06/05/2022	$y = 1.187x - 6.052$	0.997
B42	B42	04/05/2022	$y = 1.063x + 0.537$	0.998
B43	B43	04/05/2022	$y = 1.258x - 9.645$	0.998
B44	B44	03/05/2022	$y = 1.252x - 9.964$	0.999
R01	R01	02/05/2022	$y = 1.220x - 6.992$	0.999
R02	R02	10/05/2022	$y = 1.121x - 3.616$	0.997
R03	R03	02/05/2022	$y = 1.161x - 5.046$	0.999
R04	R04	06/05/2022	$y = 1.115x - 1.773$	0.999
R05	R05	06/05/2022	$y = 1.217x - 7.663$	0.998
R06	R06	04/05/2022	$y = 1.245x - 8.155$	0.996
R07	R07	06/05/2022	$y = 1.042x + 1.155$	0.995
R08	R08	04/05/2022	$y = 1.220x - 6.674$	0.998
R09	R09	04/05/2022	$y = 1.192x - 5.710$	0.997
R10	R10	10/05/2022	$y = 1.209x - 6.199$	0.999
R11	R11	02/05/2022	$y = 1.101x - 2.414$	0.999
R12	R12	10/05/2022	$y = 1.209x - 6.618$	0.995
R13	R13	10/05/2022	$y = 1.158x - 3.923$	0.999
R14	R14	06/05/2022	$y = 1.128x - 2.065$	0.999
R15	R15	04/05/2022	$y = 1.014x + 2.496$	0.998
R16	R16	04/05/2022	$y = 1.159x - 5.442$	0.997
R17	R17	10/05/2022	$y = 1.203x - 5.717$	0.999
R18	R18	02/05/2022	$y = 1.325x - 12.252$	0.997
R19	R19	03/05/2022	$y = 1.246x - 7.147$	0.998
R20	R20	04/05/2022	$y = 1.230x - 7.354$	0.999



CERTIFICATE No : 22M2567

REFERENCE No : 64386-1

PAGE : 1 OF 2

Certificate of Calibration

EQUIPMENT : DIGITAL BALANCE

MANUFACTURER : METTLER TOLEDO

MODEL : XS 105DU

SERIAL No : 1126422905

ID No : BA 05/50

CONDITION AS RECEIVED : USED ITEM

SUBMITTED BY : S.P.S. CONSULTING SERVICE CO., LTD.
7 SOI PHAHOLYOTHIN 24, PHAHOLYOTHIN RD.,
JOMPOL, CHATUCHAK, BANGKOK 10900

CALIBRATED BY : TETNITHI W.

CALIBRATION DATE : 11-Mar-22

APPROVED BY :

ISSUED DATE : 17-Mar-22

RECEIVED DATE : 11-Mar-22



CERTIFICATE No : 22M2567

PAGE : 2 OF 2

Calibration Report

EQUIPMENT : DIGITAL BALANCE MODEL : XS 105DU
MANUFACTURER : METTLER TOLEDO S/N : 1126422905
ID No : BA 05/50 RECEIVED DATE : 11-Mar-22
AIR PRESSURE : 1008mbar \pm 1mbar CALIBRATION DATE : 11-Mar-22
AMBIENT TEMPERATURE : 22° C \pm 1° C RELATIVE HUMIDITY : 49 %RH \pm 10 % RH

CONDITION OF THIS RESULTS OF CALIBRATION

1. THIS INSTRUMENT WAS CALIBRATED BY ACCORDING TO UKAS LAB 14 EDITION 6:2019 BY USING KNOWN WEIGHT STANDARD WEIGHT. THE BALANCE WAS NOT ADJUSTED BEFORE CALIBRATION. THE BALANCE HAS NO ZERO TRACKING FUNCTION. REPEATABILITY WAS MEASURED BY USING 10 REPEATED MEASUREMENTS. LINEARITY WAS MEASURED COVERING 10 POINTS, EVENLY SPREAD OVER THE RANGE. THE INSTRUMENT WAS SET ZERO BEFORE PERFORMING THE LINEARITY TEST. OFF-CENTER LOADING WAS MEASURED BY USING STANDARD WEIGHTS PLACED ON THE PAN AND MOVED TO VARIOUS POSITIONS ON THE PAN.

2. REFERENCE STANDARD INSTRUMENTS :-

INSTRUMENT	MODEL	SERIAL No	CERTIFICATE No	DUE DATE
1) STANDARD WEIGHT SET	E2	QK-I-151	C02210415	09-Feb-23

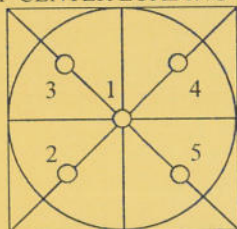
3. THIS RESULT WAS FOUND ACCURATE AS SHOWN ON DATE AND PLACE OF CALIBRATION ONLY.
4. THIS RESULT EXCLUDE LONG TERM STABILITY OF THE UNIT UNDER CALIBRATION.
5. THIS CERTIFICATE IS TRACEABLE TO THE INTERNATIONAL SYSTEM OF UNIT MAINTAINED AT:-
- NATIONAL INSTITUTE OF METROLOGY (THAILAND) THROUGH CENTRAL BUREAU OF WEIGHTS&MEASURES

RESULT OF CALIBRATION :- WITHOUT ADJUSTMENT

1. ZERO SETTING FUNCTION : NORMAL
2. TARE FUNCTION : NORMAL
3. REPEATABILITY OF READING AT 20 g WAS 0.000004 g
4. REPEATABILITY OF READING AT 100 g WAS 0.000048 g
5. DEPARTURE FROM NOMINAL VALUE/ LINEARITY

NOMINAL VALUE (g)	BALANCE READING (g)	CORRECTION (g)	UNCERTAINTY (\pm g)
0.00	0.00000	0.00000	0.000058
0.02	0.01999	0.00001	0.000058
0.10	0.09999	0.00001	0.000059
0.20	0.19999	0.00001	0.000059
0.50	0.50001	-0.00001	0.000058
1.00	1.00001	-0.00001	0.000059
2.00	2.00000	0.00000	0.000059
5.00	5.00001	-0.00001	0.000061
10.00	10.00005	-0.00005	0.000063
20.00	20.00006	-0.00006	0.000069
50.00	50.0000	0.0000	0.00011
100.00	100.0001	-0.0001	0.00019
120.00	120.0001	-0.0001	0.00022

6. OFF CENTER LOADING ERROR



POINT	READING (g)	
1	10.00001	50.0000
2	10.00002	50.0000
3	10.00001	50.0000
4	10.00001	50.0000
5	10.00002	50.0001
OFF-CENTER LOADING	0.00001	0.0001

NOTE: THIS CALIBRATION WAS CARRIED OUT AT THE CUSTOMER'S PLACE AT PRODUCTION AREA
THE REPORTED UNCERTAINTY OF MEASUREMENT WAS BASED ON A STANDARD UNCERTAINTY MULTIPLIED BY A COVERAGE FACTOR $k=2$, PROVIDING A LEVEL OF CONFIDENCE APPROXIMATELY 95%.

END OF CALIBRATION REPORT

คุณภาพอากาศจากปล่องระบาย



บริษัท เอส.พี.เอส. คอนซัลติ้ง เซอร์วิส จำกัด

S.P.S. CONSULTING SERVICE CO., LTD.

7 ซอยพหลโยธิน 24 ถนนพหลโยธิน แขวงจอมพล เขตจตุจักร กรุงเทพฯ 10900

7 Soi Phaholyothin 24, Phaholyothin Rd., Jompol, Chatuchak, Bangkok 10900

Tel : (662) 939-4370-72. Fax : (662) 513-4221, E-mail : sale@spscon.com., www.spscon.com

Console Calibration Report

Calibration Method

Critical Orifices

Calibration Data

Console Data		Calibration Data		
No.	Serial No.	Date	y	$\Delta H_{@}$ (mmH ₂ O)
B01	1563	02/03/2022	0.998	50.11
B02	8002514	02/03/2022	0.996	49.25
B03	1503016	03/03/2022	0.998	50.20
B04	00006659	03/03/2022	1.005	49.64
B05	00007428	03/03/2022	1.002	49.80
R01	1561	02/03/2022	1.003	50.18
R02	8002513	03/03/2022	0.999	49.38
R03	1570	04/03/2022	1.003	49.14
R04	8002519	04/03/2022	0.999	49.52
R05	1503015	01/03/2022	1.007	50.08

Remark : Accept Value of y (test) is $0.97 < y < 1.03$

Accept Value of $\Delta H_{@}$ (test) is 46.7 ± 6.4 (mmH₂O)



บริษัท เอส.พี.เอส. คอนซัลติ้ง เซอร์วิส จำกัด
S.P.S. CONSULTING SERVICE CO., LTD.
 7 ซอยพหลโยธิน 24 ถนนพหลโยธิน แขวงจอมพล เขตจตุจักร กรุงเทพฯ 10900
 7 Soi Phaholyothin 24, Phaholyothin Rd., Jompol, Chatuchak, Bangkok 10900
 Tel : (662) 939-4370-72, Fax : (662) 513-4221, E-mail : sale@spscon.com., www.spscon.com

Pitot Tube Calibration Report

Calibration Method

Standard Pitot Tube

Calibration Data

Pitot Tube Data			Calibration Data		
No.	Type of Pitot	Coefficient of Standard Pitot	Date	Avg. of Cp (test)	
				Side A	Side B
B36	S	0.99	03/05/2022	0.83	0.84
B37	S	0.99	05/05/2022	0.84	0.84
B38	S	0.99	05/05/2022	0.85	0.84
B39	S	0.99	03/05/2022	0.85	0.84
B40	S	0.99	06/05/2022	0.84	0.83
B41	S	0.99	03/05/2022	0.85	0.84
B44	S	0.99	03/05/2022	0.83	0.84
B45	S	0.99	06/05/2022	0.84	0.84
B46	S	0.99	03/05/2022	0.83	0.84
B47	S	0.99	06/05/2022	0.84	0.84
B48	S	0.99	03/05/2022	0.83	0.84
B49	S	0.99	03/05/2022	0.84	0.85
B54	S	0.99	02/05/2022	0.84	0.85
B56	S	0.99	02/05/2022	0.85	0.84
B57	S	0.99	04/05/2022	0.84	0.84
B58	S	0.99	04/05/2022	0.84	0.83

Remark : Accept value of Cp (test) is 0.84 ± 0.01

Certificate of Calibration

Certificate No. : 64-220066-1

Page : 1 of 2

Submitted by : S. P. S Consulting Service Co.,Ltd.

7 Soi Phaholyothin 24, Phaholyothin Rd., Jompol, Chatuchak, Bangkok 10900

Equipment : Vacuum Gauge

Manufacturer : HI-LIGHT **Model :** N/A

ID No. : 1/60

Range : 0 in Hg to -30 in Hg **Resolution :** 1 in Hg

Environment : Ambient Temperature : $(20 \pm 2) ^\circ \text{C}$

Relative Humidity : $(50 \pm 10) \%$

Date of Received : 02 July 2021

Date of Calibration : 05 July 2021

Date of Issue : 05 July 2021

Calibrated by : Satja Sangkhum

Calibration Method : In-house method CAL-M2201 based on BS EN 837-1:2016 with Pressure Calibrator

Reference Standard Instruments : This certification is traceable to the International System of Units

Pressure Calibrator & Pressure Sensors Modules

ID No.	Cert. No.	Due Date	Traceability
220007	MP-0036-20	11 Mar 2022	National Institute of Metrology (Thailand), (NIMT)
220001	MP-0036-20	11 Mar 2022	National Institute of Metrology (Thailand), (NIMT)

Approved by

(Surachai Promthong)

Laboratory Manager

The Uncertainties are for a confidence probability of approximately 95%

This certificate may not be reproduced other than in full except with the prior written approval of the Calibratech Co.,Ltd.



Certificate of Calibration

Certificate No. : 64-220066-1

Page : 2 of 2

Result of Calibration : Without Adjustment

Function : Vacuum measurement

Condition of calibration :

- 1 Scale and conversion factor is 1 kPa = 0.295 in Hg
- 2 Angle of mounting from horizontal at 90 °
- 3 UUC reading after lightly tapped
- 4 Reference plane of UUC at center of Gauge
- 5 UUC calibrated by using clean air as pressure media
6. UUC Condition As-Received : Good

Standard Reading (in Hg)	UUC Reading (in Hg)	Correction (in Hg)
0.00	0	0.0
-4.69	-5	0.3
-9.57	-10	0.4
-14.67	-15	0.3
-19.71	-20	0.3
-29.93	-30	0.1
-29.92	-30	0.1
-19.69	-20	0.3
-14.69	-15	0.3
-9.58	-10	0.4
-4.69	-5	0.3
0.00	0	0.0

Remark

UUC : Unit Under Calibration

The uncertainty is combined hysteresis

The uncertainty of measurement was with in ± 0.39 in Hg

This result of calibration was found accurate as shown on date and place of calibration only.

This reported uncertainty of measurment was based on a standard uncertainty multiplied by a coverage factor $k = 2$,
providing a level of confidence of approximately 95%

- o0o -





บริษัท เอส.พี.เอส. คอนซัลติ้ง เซอร์วิส จำกัด
S.P.S. CONSULTING SERVICE CO., LTD.
7 ซอยพหลโยธิน 24 ถนนพหลโยธิน แขวงจอมพล เขตจตุจักร กรุงเทพฯ 10900
7 Soi Phaholyothin 24, Phaholyothin Rd., Jompol, Chaluchak, Bangkok 10900
Tel : (662) 939-4370-72, Fax : (662) 513-4221, E-mail : sale@spscon.com., www.spscon.com

Personal Pump Calibration Report

Calibration Method : Dry Cal Primary Flowmeter

Model : Defender 510-H

S/N : 136164

Environmental Conditions

Temperature : 25 \pm 3 $^{\circ}$ C
Pressure : 1010 \pm 15 mmbar

Personal Pump Data				Calibration Data								
No.	Brand	Model	Serial No.	Date	Flow Rate (ml/min)						Value From Calibration Curve	
					Setting			Actual (Q std.)				
					1	2	3	1	2	3	y	R ²
B41	SKC	224-PCXR4	612669	04/04/2022	1,000	1,500	2,000	998	1,496	1,989	0.994x + 3.829	1.000
B42	SKC	224-PCXR4	626041	01/04/2022	1,000	1,500	2,000	1,003	1,498	1,993	0.990x + 12.348	1.000
B43	SKC	224-PCXR4	034636	11/04/2022	1,000	1,500	2,000	1,001	1,501	1,992	0.990x + 12.839	1.000
B44	SKC	224-PCXR8	529341	01/04/2022	1,000	1,500	2,000	1,002	1,501	2,002	1.011x - 21.577	0.999
B45	SKC	224-PCXR8	529594	12/04/2022	1,000	1,500	2,000	997	1,498	1,992	0.995x + 2.928	1.000
B46	SKC	224-PCXR8	566743	04/04/2022	1,000	1,500	2,000	994	1,504	2,002	1.016x - 33.204	0.999
B47	SKC	224-PCXR8	566747	01/04/2022	1,000	1,500	2,000	1,002	1,500	2,004	1.013x - 24.202	0.999
B48	SKC	224-PCXR8	566753	01/04/2022	1,000	1,500	2,000	999	1,494	1,997	0.999x + 1.795	1.000
B49	SKC	224-PCXR8	566780	12/04/2022	1,000	1,500	2,000	1,003	1,502	2,003	1.011x - 21.031	0.999
B50	SKC	224-PCXR8	500400	01/04/2022	1,000	1,500	2,000	1,002	1,495	2,002	1.001x + 2.900	1.000
B51	SKC	224-PCXR8	500363	01/04/2022	1,000	1,500	2,000	995	1,504	2,000	1.012x - 26.268	0.999
B52	SKC	224-PCXR8	093186	11/04/2022	1,000	1,500	2,000	995	1,498	1,994	0.997x - 1.240	1.000
B53	SKC	224-PCXR8	707670	01/04/2022	1,000	1,500	2,000	1,002	1,499	2,004	1.012x - 22.742	0.999
B54	SKC	224-PCXR3	509821	11/04/2022	1,000	1,500	2,000	993	1,501	2,001	1.016x - 33.718	0.999
B55	SKC	224-PCXR3	510710	01/04/2022	1,000	1,500	2,000	1,000	1,494	1,994	0.994x + 4.635	1.000
B56	SKC	224-PCXR3	511450	01/04/2022	1,000	1,500	2,000	1,002	1,500	2,001	1.011x - 20.684	0.999
B57	SKC	224-PCXR3	510798	12/04/2022	1,000	1,500	2,000	997	1,493	1,998	1.001x + 3.398	1.000
B58	SKC	224-PCXR3	509852	04/04/2022	1,000	1,500	2,000	1,001	1,498	2,000	1.007x - 19.631	0.999
B59	SKC	224-PCXR3	509862	01/04/2022	1,000	1,500	2,000	996	1,503	1,995	0.998x + 2.916	1.000
B60	SKC	224-PCXR3	512655	01/04/2022	1,000	1,500	2,000	1,002	1,500	2,004	1.013x - 23.891	0.999
B61	SKC	224-PCXR3	503915	12/04/2022	1,000	1,500	2,000	994	1,489	1,999	1.004x - 11.786	1.000
B62	SKC	224-PCXR3	505975	12/04/2022	1,000	1,500	2,000	999	1,494	1,995	0.997x - 0.503	1.000
B63	SKC	224-PCXR3	511432	01/04/2022	1,000	1,500	2,000	991	1,501	2,000	1.017x - 36.139	0.999
B64	SKC	224-PCXR3	508302	04/04/2022	1,000	1,500	2,000	997	1,493	1,990	0.994x + 3.992	1.000
B65	SKC	224-PCXR3	508310	01/04/2022	1,000	1,500	2,000	1,002	1,500	2,003	1.012x - 23.109	0.999
B66	SKC	224-PCXR3	509861	12/04/2022	1,000	1,500	2,000	1,002	1,491	1,991	0.987x + 14.701	1.000
B67	SKC	224-PCXR3	506295	12/04/2022	1,000	1,500	2,000	993	1,507	2,004	1.017x - 33.104	0.999
B68	SKC	224-PCXR3	505872	12/04/2022	1,000	1,500	2,000	1,002	1,491	1,997	0.994x + 5.556	1.000
B69	SKC	224-PCXR3	508375	01/04/2022	1,000	1,500	2,000	1,001	1,500	2,000	1.010x - 21.689	0.999
B70	SKC	224-PCXR3	510623	11/04/2022	1,000	1,500	2,000	992	1,503	1,997	1.002x - 6.693	1.000
B71	SKC	224-PCXR3	508367	12/04/2022	1,000	1,500	2,000	991	1,506	2,002	1.018x - 36.227	0.999
B72	SKC	224-PCXR3	505977	12/04/2022	1,000	1,500	2,000	1,001	1,498	1,993	0.992x + 7.087	1.000
B73	SKC	224-PCXR3	512606	01/04/2022	1,000	1,500	2,000	1,001	1,501	2,005	1.014x - 24.517	0.999
B74	SKC	224-PCXR3	505993	12/04/2022	1,000	1,500	2,000	996	1,495	1,994	0.999x - 4.363	1.000
B75	SKC	224-PCXR3	509820	12/04/2022	1,000	1,500	2,000	996	1,499	1,992	0.995x + 2.429	1.000
B76	SKC	224-PCXR3	509811	12/04/2022	1,000	1,500	2,000	992	1,498	1,998	1.007x - 15.040	1.000
B77	SKC	224-PCXR3	508301	12/04/2022	1,000	1,500	2,000	1,000	1,501	2,003	1.014x - 26.643	0.999
B78	SKC	224-PCXR3	510677	01/04/2022	1,000	1,500	2,000	996	1,503	1,999	1.012x - 27.520	0.999
B79	SKC	224-PCXR3	510920	01/04/2022	1,000	1,500	2,000	994	1,493	1,994	0.999x - 3.705	1.000



บริษัท เอส.พี.เอส. คอนซัลติ้ง เซอร์วิส จำกัด
S.P.S. CONSULTING SERVICE CO., LTD.
7 ซอยพหลโยธิน 24 ถนนพหลโยธิน แขวงจอมพล เขตจตุจักร กรุงเทพฯ 10900
7 Soi Phaholyothin 24, Phaholyothin Rd., Jompol, Chatuchak, Bangkok 10900
Tel : (662) 939-4370-72, Fax : (662) 513-4221, E-mail : sale@spscon.com, www.spscon.com

Personal Pump Calibration Report

Calibration Method : Dry Cal Primary Flowmeter

Model : Defender 510-H

S/N : 136164

Environmental Conditions

Temperature : 25 \pm 3 $^{\circ}$ C
Pressure : 1010 \pm 15 mmbar

Personal Pump Data				Calibration Data								
No.	Brand	Model	Serial No.	Date	Flow Rate (ml/min)						Value From Calibration Curve	
					Setting			Actual (Q std.)				
					1	2	3	1	2	3	y	R ²
R01	SKC	224-PCXR4	602467	04/04/2022	1,000	1,500	2,000	993	1,508	2,004	1.020x – 38.784	0.999
R02	SKC	224-PCXR4	626450	04/04/2022	1,000	2,000	3,000	999	1,499	1,990	0.989x + 12.627	1.000
R03	SKC	224-PCXR4	691592	04/04/2022	1,000	1,500	2,000	1,003	1,500	2,004	1.012x – 22.479	0.999
R04	SKC	224-PCXR4	691672	01/04/2022	1,000	1,500	2,000	996	1,493	1,993	0.998x – 2.561	1.000
R05	SKC	224-PCXR4	798470	01/04/2022	1,000	1,500	2,000	994	1,506	1,999	1.015x – 30.635	0.999
R06	SKC	224-PCXR4	798456	04/04/2022	1,000	1,500	2,000	994	1,498	1,994	1.002x – 7.438	1.000
R07	SKC	224-PCXR4	798480	04/04/2022	1,000	1,500	2,000	994	1,490	2,000	1.008x – 16.831	1.000
R08	SKC	224-PCXR4	883215	01/04/2022	1,000	1,500	2,000	1,001	1,502	2,005	1.015x – 26.627	0.999
R09	SKC	224-PCXR4	034650	01/04/2022	1,000	1,500	2,000	991	1,504	2,002	1.018x – 36.538	0.999
R10	SKC	224-PCXR4	091765	01/04/2022	1,000	1,500	2,000	996	1,512	1,993	1.000x + 0.219	1.000
R11	SKC	224-PCXR4	091763	12/04/2022	1,000	1,500	2,000	1,001	1,499	2,002	1.012x – 23.923	0.999
R12	SKC	224-PCXR4	091568	12/04/2022	1,000	1,500	2,000	997	1,501	1,999	1.001x – 4.986	1.000
R13	SKC	224-PCXR4	091638	04/04/2022	1,000	1,500	2,000	1,002	1,498	1,993	0.991x + 10.793	1.000
R14	SKC	224-PCXR4	091764	04/04/2022	1,000	1,500	2,000	994	1,502	1,998	1.013x – 29.256	0.999
R15	SKC	224-PCXR8	529457	01/04/2022	1,000	1,500	2,000	1,002	1,500	2,004	1.013x – 24.345	0.999
R16	SKC	224-PCXR8	529643	04/04/2022	1,000	1,500	2,000	998	1,497	1,994	0.997x + 0.060	1.000
R17	SKC	224-PCXR8	529645	04/04/2022	1,000	1,500	2,000	994	1,509	2,000	1.015x – 30.571	0.999
R18	SKC	224-PCXR8	566756	04/04/2022	1,000	1,500	2,000	991	1,496	1,998	1.002x – 7.678	1.000
R19	SKC	224-PCXR8	566802	01/04/2022	1,000	1,500	2,000	1,003	1,499	2,000	1.010x – 20.189	0.999
R20	SKC	224-PCXR8	529089	04/04/2022	1,000	1,500	2,000	990	1,501	2,003	1.020x – 40.036	0.999
R21	SKC	224-PCXR8	665728	01/04/2022	1,000	1,500	2,000	999	1,493	1,999	1.000x – 5.364	1.000
R22	SKC	224-PCXR8	707444	04/04/2022	1,000	1,500	2,000	1,002	1,500	2,001	1.011x – 21.215	0.999
R23	SKC	224-PCXR8	761067	11/04/2022	1,000	1,500	2,000	998	1,494	1,992	0.994x + 3.095	1.000
R24	SKC	224-PCXR8	707893	01/04/2022	1,000	1,500	2,000	996	1,505	2,001	1.014x – 29.040	0.999
R25	SKC	224-PCXR8	761052	01/04/2022	1,000	1,500	2,000	998	1,500	1,992	0.992x + 7.630	1.000
R26	SKC	224-PCXR8	707956	12/04/2022	1,000	1,500	2,000	1,002	1,500	2,004	1.013x – 24.417	0.999
R27	SKC	224-PCXR8	707398	04/04/2022	1,000	1,500	2,000	996	1,503	2,001	1.013x – 28.725	0.999
R28	SKC	224-PCXR8	707481	11/04/2022	1,000	1,500	2,000	1,004	1,500	2,003	1.010x – 19.368	0.999
R29	SKC	224-PCXR8	707402	01/04/2022	1,000	1,500	2,000	1,005	1,491	1,991	0.988x + 14.326	1.000
R30	SKC	224-PCXR8	093811	01/04/2022	1,000	1,500	2,000	998	1,495	1,994	0.998x – 1.268	1.000
R31	SKC	224-PCXR8	093183	01/04/2022	1,000	1,500	2,000	1,001	1,501	2,001	1.012x – 23.001	0.999
R32	SKC	224-PCXR8	671950	04/04/2022	1,000	1,500	2,000	1,000	1,498	1,994	0.994x + 7.762	1.000
R33	SKC	224-PCXR4	626254	12/04/2022	1,000	1,500	2,000	992	1,502	1,999	1.016x – 34.141	0.999
R34	SKC	224-PCXR4	626131	01/04/2022	1,000	1,500	2,000	1,002	1,498	2,004	1.012x – 24.294	0.999
R35	SKC	224-PCXR8	707460	04/04/2022	1,000	1,500	2,000	998	1,498	1,995	0.994x + 5.672	1.000
R36	SKC	224-PCXR8	707446	01/04/2022	1,000	1,500	2,000	1,003	1,500	2,001	1.010x – 19.192	0.999
R37	SKC	224-PCXR8	707432	01/04/2022	1,000	1,500	2,000	999	1,499	1,998	0.999x + 0.554	1.000
R38	SKC	224-PCXR8	707349	01/04/2022	1,000	1,500	2,000	996	1,500	2,002	1.015x – 31.640	0.999
R39	SKC	224-PCXR8	761095	12/04/2022	1,000	1,500	2,000	1,001	1,496	1,994	0.997x + 2.652	1.000



บริษัท เอส.พี.เอส. คอนซัลติ้ง เซอร์วิส จำกัด
S.P.S. CONSULTING SERVICE CO., LTD.
7 ซอยพหลโยธิน 24 ถนนพหลโยธิน แขวงจอมพล เขตจตุจักร กรุงเทพฯ 10900
7 Soi Phaholyothin 24, Phaholyothin Rd., Jompol, Chatuchak, Bangkok 10900
Tel : (662) 939-4370-72, Fax : (662) 513-4221, E-mail : sale@spscon.com., www.spscon.com

Personal Pump Calibration Report

Calibration Method : Dry Cal Primary Flowmeter

Model : Defender 510-H

S/N : 136164

Environmental Conditions

Temperature : 25 \pm 3 °C
Pressure : 1010 \pm 15 mmbar

Personal Pump Data				Calibration Data								
No.	Brand	Model	Serial No.	Date	Flow Rate (ml/min)						Value From Calibration Curve	
					Setting			Actual (Q std.)				
					1	2	3	1	2	3	y	R ²
R40	SKC	224-PCXR4	612753	01/04/2022	1,000	1,500	2,000	1,002	1,501	2,003	1.012x – 23.005	0.999
R41	SKC	224-PCXR4	626140	01/04/2022	1,000	1,500	2,000	991	1,509	2,002	1.018x – 35.114	0.999
R42	SKC	224-PCXR4	626463	01/04/2022	1,000	1,500	2,000	995	1,493	2,000	1.003x – 7.470	1.000
R43	SKC	224-PCXR4	626129	04/04/2022	1,000	1,500	2,000	1,002	1,501	2,003	1.012x – 22.495	0.999
R44	SKC	224-PCXR4	602753	01/04/2022	1,000	1,500	2,000	1,002	1,495	1,994	0.996x + 1.133	1.000
R45	SKC	224-PCXR4	626137	01/04/2022	1,000	1,500	2,000	992	1,505	2,002	1.019x – 37.368	0.999



บริษัท เอส.พี.เอส. คอนซัลติ้ง เซอร์วิส จำกัด
S.P.S. CONSULTING SERVICE CO., LTD.
7 ซอยพหลโยธิน 24 ถนนพหลโยธิน แขวงจอมพล เขตจตุจักร กรุงเทพฯ 10900
7 Soi Phaholyothin 24, Phaholyothin Rd., Jompol, Chatuchak, Bangkok 10900
Tel : (662) 939-4370-72. Fax : (662) 513-4221, E-mail : sale@spscon.com., www.spscon.com

Rotameter Calibration Report (For Personal Pump High Flow Adjust)

Calibration Method : Dry Cal Primary Flowmeter

Model : Defender 510-H

S/N : 136164

Calibration Data

Rotameter Data			Calibration Data								
No.	Brand	Model	Date	Flow Rate (ml/min)						Value From Calibration Curve	
				Flow Rate (Reading)			Actual (Q std.)				
				1	2	3	1	2	3	y	R ²
H-R01	Dwyer	VFB-65	04/04/2022	500	1,000	2,000	503.1	992.4	1979.1	0.999x + 3.360	0.999
H-R02	Dwyer	VFB-65	01/04/2022	500	1,000	2,000	500.8	995.3	1986.1	1.002x + 5.536	1.000
H-R03	Dwyer	VFB-65	04/04/2022	500	1,000	2,000	502.1	987.7	1997.3	0.994x + 1.910	1.000
H-R04	Dwyer	VFB-65	04/04/2022	500	1,000	2,000	496.4	989.6	2019.5	1.009x - 13.763	1.000
H-R05	Dwyer	VFB-65	01/04/2022	500	1,000	2,000	496.8	987.7	1987.7	1.004x - 9.632	1.000
H-R06	Dwyer	VFB-65	01/04/2022	500	1,000	2,000	505.2	992.4	1979.4	0.999x + 2.749	0.999

**QUALITY CALIBRATION CO.,LTD.**

235 Petchkasem 63/2 Road, Laksong, Bangkae, Bangkok 10160

Tel (662) 421-5402, (662) 444-0152-3, Fax (662) 809-4584

www.qcalibration.com

CERTIFICATE No : 22M2567

REFERENCE No : 64386-1

PAGE : 1 OF 2

Certificate of Calibration

EQUIPMENT : DIGITAL BALANCE

MANUFACTURER : METTLER TOLEDO

MODEL : XS 105DU

SERIAL No : 1126422905

ID No : BA 05/50

CONDITION AS RECEIVED : USED ITEM

SUBMITTED BY : S.P.S. CONSULTING SERVICE CO., LTD.
7 SOI PHAHOLYOTHIN 24, PHAHOLYOTHIN RD.,
JOMPOL, CHATUCHAK, BANGKOK 10900

CALIBRATED BY : TETNITHI W.

CALIBRATION DATE : 11-Mar-22

APPROVED BY : 

ISSUED DATE : 17-Mar-22

RECEIVED DATE : 11-Mar-22

THIS CERTIFICATE MAY NOT BE REPRODUCED OTHER THAN IN FULL EXCEPT WITH THE PRIOR WRITTEN APPROVAL OF
QUALITY CALIBRATION CO., LTD.



CERTIFICATE No : 22M2567

PAGE : 2 OF 2

Calibration Report

EQUIPMENT	:	DIGITAL BALANCE	MODEL	:	XS 105DU
MANUFACTURER	:	METTLER TOLEDO	S/N	:	1126422905
ID No	:	BA 05/50	RECEIVED DATE	:	11-Mar-22
AIR PRESSURE	:	1008mbar \pm 1mbar	CALIBRATION DATE	:	11-Mar-22
AMBIENT TEMPERATURE	:	22° C \pm 1° C	RELATIVE HUMIDITY	:	49 %RH \pm 10 % RH

CONDITION OF THIS RESULTS OF CALIBRATION

1. THIS INSTRUMENT WAS CALIBRATED BY ACCORDING TO UKAS LAB 14 EDITION 6:2019 BY USING KNOWN WEIGHT STANDARD WEIGHT. THE BALANCE WAS NOT ADJUSTED BEFORE CALIBRATION. THE BALANCE HAS NO ZERO TRACKING FUNCTION. REPEATABILITY WAS MEASURED BY USING 10 REPEATED MEASUREMENTS. LINEARITY WAS MEASURED COVERING 10 POINTS, EVENLY SPREAD OVER THE RANGE. THE INSTRUMENT WAS SET ZERO BEFORE PERFORMING THE LINEARITY TEST. OFF-CENTER LOADING WAS MEASURED BY USING STANDARD WEIGHTS PLACED ON THE PAN AND MOVED TO VARIOUS POSITIONS ON THE PAN.

2. REFERENCE STANDARD INSTRUMENTS :-

INSTRUMENT	MODEL	SERIAL No	CERTIFICATE No	DUE DATE
1) STANDARD WEIGHT SET	E2	QK-I-151	C02210415	09-Feb-23

3. THIS RESULT WAS FOUND ACCURATE AS SHOWN ON DATE AND PLACE OF CALIBRATION ONLY.

4. THIS RESULT EXCLUDE LONG TERM STABILITY OF THE UNIT UNDER CALIBRATION.

5. THIS CERTIFICATE IS TRACEABLE TO THE INTERNATIONAL SYSTEM OF UNIT MAINTAINED AT:-

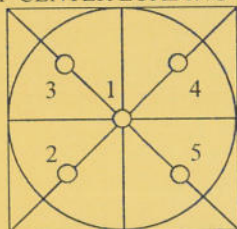
- NATIONAL INSTITUTE OF METROLOGY (THAILAND) THROUGH CENTRAL BUREAU OF WEIGHTS&MEASURES

RESULT OF CALIBRATION :- WITHOUT ADJUSTMENT

1. ZERO SETTING FUNCTION : NORMAL
2. TARE FUNCTION : NORMAL
3. REPEATABILITY OF READING AT 20 g WAS 0.000004 g
4. REPEATABILITY OF READING AT 100 g WAS 0.000048 g
5. DEPARTURE FROM NOMINAL VALUE/ LINEARITY

NOMINAL VALUE (g)	BALANCE READING (g)	CORRECTION (g)	UNCERTAINTY (\pm g)
0.00	0.00000	0.00000	0.000058
0.02	0.01999	0.00001	0.000058
0.10	0.09999	0.00001	0.000059
0.20	0.19999	0.00001	0.000059
0.50	0.50001	-0.00001	0.000058
1.00	1.00001	-0.00001	0.000059
2.00	2.00000	0.00000	0.000059
5.00	5.00001	-0.00001	0.000061
10.00	10.00005	-0.00005	0.000063
20.00	20.00006	-0.00006	0.000069
50.00	50.0000	0.0000	0.00011
100.00	100.0001	-0.0001	0.00019
120.00	120.0001	-0.0001	0.00022

6. OFF CENTER LOADING ERROR




POINT	READING (g)	
1	10.00001	50.0000
2	10.00002	50.0000
3	10.00001	50.0000
4	10.00001	50.0000
5	10.00002	50.0001
OFF-CENTER LOADING	0.00001	0.0001

NOTE: THIS CALIBRATION WAS CARRIED OUT AT THE CUSTOMER'S PLACE AT PRODUCTION AREA
THE REPORTED UNCERTAINTY OF MEASUREMENT WAS BASED ON A STANDARD UNCERTAINTY MULTIPLIED BY A COVERAGE FACTOR $k=2$, PROVIDING A LEVEL OF CONFIDENCE APPROXIMATELY 95%.

END OF CALIBRATION REPORT

Lambda UV Preventive Maintenance (PM)

Company Name:	S.P.S. CONSULTING SERVICE CO., LTD.		
Address:	7, Soi Phaholyothin24, Ladyao, Jatujak, Bangkok		
User Name:	K. Benjawan	WO Number:	WO-01550999
Telephone Number:	086-141-2523	PM Number:	6 of 6 P
Customer Support Engineer:	K. Anon	Certificate Number:	UV2004-2022
Date PM Performed: (DD-MMM-YYYY)	25-Jan-2022	Next PM Due Date: (DD-MMM-YYYY)	25-Jul-2022

Part Number	Release	Publication Date	
09370504	B	March 2013	

Scope

The purpose of this PM is to ensure the continued functionality of the PerkinElmer Lambda UV/Vis Spectrophotometer by inspecting and replacing any worn or damaged parts. This service should only be performed by a trained representative of PerkinElmer. The customer should save their method before the PM begins.

General Instructions:

The customer must provide the engineer operational data to demonstrate recent instrument performance prior to starting the PM. Always check with the customer before making any changes that may affect the customer's analysis should be signed by an authorized PerkinElmer and customer representative and left with the customer. Update the PM sticker and instrument logbook as required.

Copyright Information

This document contains proprietary information that is protected by copyright. All rights are reserved. No part of this publication may be reproduced in any form whatsoever or translated into any language without the prior, written permission of PerkinElmer, Inc. Copyright © 2009 PerkinElmer, Inc.

Trademarks

Registered names, trademarks, etc. used in this document, even when not specifically marked as such, are protected by law. PerkinElmer is a registered trademark of PerkinElmer, Inc. All other trademarks and registered trademarks not owned by PerkinElmer, Inc. or its subsidiaries that are depicted herein are the property of their respective owners. Except as specifically set forth in its terms and conditions of sale, PerkinElmer makes no Warranty of any kind with regard to this document, including, but not limited to, the implied warranties of merchantability and fitness for a particular purpose. PerkinElmer shall not be liable for incidental or consequential damages in connection with the furnishing or use of this document.

Component List

Component Specific Model	Serial #	Software Version		Configuration Notes
Lambda 25	501S14123010	6.2.0.0741	STD	1.27
NA	NA	NA	NA	NA

Parts Lists

Parts Included with the PM				
Part Number (if applicable)	Description	Quantity	Serial Number	Expiration Date (MM/YY)
B250 0099	Stray Light standard			
	Nal cell	1	1943	Jan-22
	NaNO2 cell	1	2963	
	KCl cell	1	31030	
	H2O	1	71497	
B050 7805	Secondary Standards for calibration of wavelength and photometric accuracy or use NBS/NIST 390 standards			
	Gray Glass G1	1	2926	Jan-22
	Gray Glass G2	1	3501	
	Gray Glass G3	1	2552	
	Holmium Glass	1	1085	

Additional Tools Required for PM					
Part Number (if applicable)	Description	Quantity	Serial #		Remark
-	-	-	-	-	-
-	-	-	-	-	-
-	-	-	-	-	-
Additional Reagents and Standards Required for PM					
Part Number (if applicable)	Description	Quantity	Batch/Lot #		Expiration Date (MM/YY)
-	-	-	-	-	-
-	-	-	-	-	-
-	-	-	-	-	-

Procedure Checklist

Use (✓) to check off those steps in the checklist that have been completed.

1. General:

- ☒ Review the instrument performance with the customer and document any recent problems.
- ☒ Inspect the customer log book and make any appropriate PM entries.
- ☒ Perform general inspection of system for cleanliness.

2. Optical checks:

- ☒ Lamp Alignment/Energy
- ☒ Sample Compartment Windows/Monochromator
- ☒ Mirror and Grating Alignment
- ☒ Cell Holder Alignment

3. Mechanical:

- ☒ Physical inspection – Please write any comments in the additional comments section.
- ☒ Grating Drive Mechanism.
- ☒ Lamp Change Mechanism.
- ☐ Slit Drive Manual Servo.

4. Test:

Refer to Appendix A for the specifications of the instrument being tested.

- ☒ D2 Wavelength accuracy

	Actual Value	Specification
Accuracy at 656.1 nm	656.16	± 0.1

☒ Holmium Oxide wavelength accuracy

Filter ID #		1085		
Test	Calibration Value	Actual Value	Deviation	Specification
279.3 nm	279.3	279.39	-0.09	± 0.5
360.8 nm	360.9	360.93	-0.03	± 0.5
459.9 nm	460.0	460.07	-0.07	± 0.5
536.4 nm	536.2	536.40	-0.20	± 0.5

☒ Scattered Light.

Test	Filter ID #	Result	Specification
NaI @ 220 nm	1943	0.0133	< 0.02 %T
NaNO ₂ @ 340 nm	2963	-0.1296	< 0.02 %T
NaNO ₂ @ 370 nm	2963	-0.0002	< 0.02 %T
KCl @ 200 nm	31030	2.4808	≥ 2 A

☒ Baseline Flatness.

Corrected Baseline	Specification
0.000163	± 0.001 A

☒ Noise Test @ 500 nm.

Actual Value	Specification
0.0000240	± 0.00008 A

☒ Photometric Accuracy.

Filter 1 ID #		2926		
Test	Calibrated Value	Actual Value	Deviation	Specification
440 nm	0.3483	0.3493	-0.0010	± 0.006 A
546 nm	0.3029	0.3046	-0.0017	± 0.006 A
635 nm	0.3200	0.3232	-0.0032	± 0.006 A
Filter 2 ID #		3501		
Test	Calibrated Value	Actual Value	Deviation	Specification
440 nm	1.001	1.0024	-0.0014	± 0.006 A
546 nm	0.9797	0.9813	-0.0016	± 0.006 A
635 nm	1.0285	1.0325	-0.0040	± 0.006 A
Filter 3 ID #		2552		
Test	Calibrated Value	Actual Value	Deviation	Specification
440 nm	0.489	0.4935	-0.0045	± 0.006 A
546 nm	0.4582	0.4595	-0.0013	± 0.006 A
635 nm	0.5046	0.5075	-0.0029	± 0.006 A

5. Accessory (where applicable):

- ☐ Integrating Sphere
- ☐ Reflecting Attachment
- ☐ Cell Changer
- ☐ Sipper
- ☐ Auto Sampler


6. Review:

- ☒ Review with the customer PM work performed.
- ☒ Review with the customer routine maintenance procedures.
- ☒ Discuss recommended customer-supplied materials to have on hand
- ☒ Attach PM sticker.
- ☒ Update Logbook.

Additional Comments

Additional Comments Regarding the PM

Review

<p><i>The preventive maintenance checks and if applicable performance tests for Lambda UV have been completed.</i></p>	
<p>This Lambda UV Passes <input checked="" type="checkbox"/> Fails <input type="checkbox"/> <i>the preventive maintenance.</i></p>	
<p>Review of Preventive Maintenance:</p>	
<p>Authorized PerkinElmer Representative:</p> <p>Anon Leenthawonkit </p>	<p>Date:</p> <p>25-Jan-2022 (DD-MM-YYYY)</p>
<p>Authorized Customer Representative:</p>	<p>Date:</p> <p>25-Jan-2022 (DD-MM-YYYY)</p>



บริษัท เอส.พี.เอส. คอนซัลติ้ง เซอร์วิส จำกัด
S.P.S. CONSULTING SERVICE CO., LTD.
7 ซอยพหลโยธิน 24 ถนนพหลโยธิน แขวงจอมพล เขตจตุจักร กรุงเทพฯ 10900
7 Soi Phaholyothin 24, Phaholyothin Rd., Jompol, Chatuchak, Bangkok 10900
Tel : (662) 939-4370-72. Fax : (662) 513-4221, E-mail : sale@spscon.com., www.spscon.com

Calibration Report					
Non-Dispersive Infrared CO Analyzer					
Date :	04 May 2022	Brand :	API	Model :	300E
No.	CO-R01			Serial No.	704
Calibrator (Dilution System)					
Brand : API			Model : 700		
Last Cal. Date : 20 September 2021			Serial No. : 421		
Reference Standard Gas					
Standard Gas : Carbon Monoxide (CO)			Cylinder No. : D196045		
Certified Date : 16 April 2022		Expired Date : 15 April 2024		Cylinder Conc. : 4,570 ppm	
Calibrating Condition					
Pressure	1011	mmbar	Temp.	24.5	°C
			% RH	48	
Calibration Setting					
Span	Initial Reading (Before Adj.), PPM			Final Reading (After Adj.), PPM	
Set Point	Expected Concentration	Analyzer Response		%Dif	
Zero	0	-0.10		-	
CO Span	40.00	40.08		0.200	
				40.00	
API Model 300E CO Analyzer Check List					
Parameter	Observed Value	Units	Nominal Range		
Range	50	PPM	0-1000 ppm		
Stability	0.10	PPM	< 1 ppm With Zero Air		
CO Measure	4014.1	mV	2500-4800 mV		
CO Reference	3947.6	mV	2500-4800 mV		
Measure/Reference Ratio	1.180	-	1.1-1.3 W/Zero Air		
Sample Pressure	28.7	In-Hg-A	~2" < Ambient Absolute Pressure		
Sample Flow	805	CC/Min	800 ± 10%		
Sample Temperature	48.3	°C	48 ± 4		
Bench Temperature	48.2	°C	48 ± 2		
Wheel Temperature	68.4	°C	68 ± 2		
Box Temperature	30.8	°C	Ambient Temp + 7 ± 10		
Photo-Drive	3026.1	mV	250 mV to 4750 mV		
Slope	1.017	-	1.0 ± 0.3		
Offset	0.2	-	0 ± 0.3		



MAINTENANCE AND TEST CERTIFICATE MODEL

OPTIMA 5300DV

Customer : <u>S.P.S.Consulting Service Co.,Ltd</u>	Date Tested: <u>January 12, 2022</u>	
	Recommendation Recertification	
Address : <u>7 Soi Phaholyothin 24</u>	Period <u>6</u>	Months <u></u>
<u>Paholyothin Road</u>	Recertification Due: <u>July 12, 2022</u>	
<u>Jompol Chatuchak, Bangkok 1090</u>	Date Last Certified: <u>July 14, 2021</u>	
User Name: <u>K.Phenpha Viphasathawat</u>	Visit Number: <u>2 of 2</u>	
Phone: <u>083-9269252</u>	PerkinElmer Phone: <u>02-719-6420 ext 206</u>	
Fax: <u>02-513-4221</u>	PerkinElmer Fax: <u>02-318-5597</u>	

CONFIGURATION TESTED		ACCESSORIES/COMPONENT NOT INCLUDED
MODEL	SERIAL NUMBER	
<u>OPTIMA 5300DV</u>	<u>077C7042401</u>	<u></u>
TESTED EQUIPMENT	CALIBRATION NUMBER	EXPIRATION
<u>IPV Methods</u>	<u></u>	<u></u>
TEST STANDARD USED	PART NUMBER	EXPIRATION DATE
<u>Multielement Standard</u>	<u>N069-1579</u>	<u>August 30, 2022</u>
<u>Wavecal Solution</u>	<u>N058-2152</u>	<u>January 30, 2022</u>
<u>VIS Wavecal solution</u>	<u>N930-2946</u>	<u>June 30, 2022</u>
<u>Instrument Cal. STD4</u>	<u>N930-0221</u>	<u>August 30, 2022</u>
CUSTOMER SUPPLIED	COMMENTS	CUSTOMER INITIALS
<u>2 % HNO3</u>	<u></u>	<u></u>
<u>10 % HNO3</u>	<u></u>	<u></u>



MAINTENANCE AND TEST CERTIFICATE MODEL

OPTIMA 5300DV

SERIAL NUMBER 077C8011701
DATE TESTED January 12, 2022
1. MECHANICAL CHECKS

A. Inspect and clean all fans and filters.

☐ OK

B. Inspect and replace as necessary, all torch components including the RF coil.

☐ OK

C. Inspect all tubing for sign of clacking or leaking.

☐ OK

D. Adjust water and gas pressure regulator settings.

☐ OK

E. Inspect and leak check pneumatics drawers.

☐ OK

F. Clean the exterior of the instrument.

☐ OK

2. OPTICAL CHECKS

A. Inspect and clean all optical components.

☐ OK

B. As required, check and replace all purgefilters.

☐ OK

C. Recheck optical alignment.

☐ OK

3. COOLING SYSTEM CHECKS

A. Perform preventive maintenance on chiller.

☐ OK

B. Flush out the chiller every year.

☐ N/A

4. PERFORMANCE CHECKS

A. Torch View Alignment.

☐ OK

B. Wavelength Calibration.

☐ OK



MAINTENANCE AND TEST CERTIFICATE MODEL

OPTIMA 5300DV

SERIAL NUMBER : 077C8011701			DATE TESTED : January 12, 2022		
PARAMETER	SPECIFICATION			FINAL VALUE	
Spectral Resolution : UV	As	193.696 nm	≤ 0.007	0.00554	
	Ni	231.604 nm	≤ 0.008	0.00725	
	Ni	341.476 nm	≤ 0.012	0.00752	
Spectral Resolution : VIS	La	408.672 nm	≤ 0.020	0.01616	
	Ba	455.403 nm	≤ 0.025	0.02416	
Precision					
	As	193.656 nm	% RSD < 1.0	0.34	%
	Zn	213.856 nm	% RSD < 1.0	0.27	%
	Mn	257.610 nm	% RSD < 1.0	0.41	%
	La	379.478 nm	% RSD < 1.0	0.57	%
	Ba	455.403 nm	% RSD < 1.0	0.33	%
	Ba	493.408 nm	% RSD < 1.0	0.26	%
Detection Limits : Axial	Tl	190.080 nm	3(sd)	5.51	ppb
	As	193.696 nm	3(sd)	8.59	ppb
	Pb	220.353 nm	3(sd)	0.50	ppb
Detection Limits : Radial	As	193.696 nm	3(sd)	21.00	ppb
	Zn	213.856 nm	3(sd)	0.32	ppb
	Mn	257.610 nm	3(sd)	0.18	ppb
	La	379.478 nm	3(sd)	0.44	ppb
	Ba	455.403 nm	3(sd)	0.17	ppb
	Ba	493.408 nm	3(sd)	0.12	ppb
BEC : Axial (IB X 500)/(IS-IB)	Cd	226.502 nm	≤ 150 ppb	12.46	
BEC : Radial (IB X 1000)/(IS-IB)	Mn	257.610 nm	≤ 45 ppb	30.82	



MAINTENANCE AND TEST CERTIFICATE MODEL

OPTIMA 5300DV

SERIAL NUMBER 077C8011701**DATE TESTED** January 12, 2022**Remarks :**

Commissioning follow as commissioning performance sheets.

This is to certify that the above tests have been performed and the configuration tested



meets



does not meet

the PerkinElmer Specifications listed on this certificate.

This certificate does not modify PerkinElmer's standard terms and condition of sale,
including warranty terms.


Service Department PerkinElmer Ltd.

Authorized Representative:



PinAAcle 900Z Preventive Maintenance (PM)

Company Name:	S.P.S. CONSULTING SERVICE CO., LTD		
Address (Instrument Location):	7 Soi Phaholyothin 24 Phaholyothin Road., Jompol, Chatuchak, Bangkok 10110		
Serial Number:	PZAS19090402	PM Number:	2/2
Customer Name (if applicable):	K. PHENPHA	Telephone Number:	083-926-9252
Customer Support Engineer Name:	K. DUANG	Service Order Number:	WO-01473846
Date PM Performed: (DD-MMM-YYYY)	01-Dec-2021	Next PM Due Date: (DD-MMM-YYYY)	01-Jun-2022
Standard Labor Hours to Complete PM :		5 hours	

Part Number	Release	Publication Date	
09370144 Rev.9	A	January 2018	

Scope

The purpose of this PM is to ensure the continued functionality of the PinAAcle 900Z by inspecting and replacing any worn or damaged parts. This service should only be performed by a trained representative of PerkinElmer.

The customer should save their method before the PM begins.

General Instructions:

The customer must provide the engineer operational data to demonstrate recent instrument performance prior to starting the PM.

Always check with the customer before making any changes that may affect the customer's analysis or calibration, including a current back-up of system software and/or data files.

The completed document should be signed by an authorized PerkinElmer and customer representative and left with the customer.

Update the PM sticker and instrument logbook as required.

Copyright Information

This document contains proprietary information that is protected by copyright. All rights are reserved.

No part of this publication may be reproduced in any form whatsoever or translated into any language without the prior, written permission of PerkinElmer, Inc. **Copyright © 2013 PerkinElmer, Inc.**

Trademarks

Registered names, trademarks, etc. used in this document, even when not specifically marked as such, are protected by law. PerkinElmer is a registered trademark of PerkinElmer, Inc. All other trademarks and registered trademarks not owned by PerkinElmer, Inc. or its subsidiaries that are depicted herein are the property of their respective owners. **Except as specifically set forth in its terms and conditions of sale, PerkinElmer makes no Warranty of any kind with regard to this document, including, but not limited to, the implied warranties of merchantability and fitness for a particular purpose.**

PerkinElmer shall not be liable for incidental or consequential damages in connection with the furnishing or use of this document.

Component List

Component / Specific Model	Serial #	Configuration Notes

Parts Lists

Parts Included with the PM		
Part Number (if applicable)	Description	Quantity
B0501696	Fan Filters	N/A
B3002013	THGA Contact Cylinders	N/A
B3141064	Glycerol for THGA Cooling	N/A

Additional Reagents and Standards Required for PM				
Part Number (if applicable)	Description	Quality	Batch/Lot #	Expired Date (MM/YY)
N9300244	GFAAS Mixed Standard	AR	53-255CRY1	28-Feb-2022

Additional Reagents and Standards Required for PM (Customer Support Solution)				
Part Number (if applicable)	Description	Quantity	Batch/Lot #	Expiration Date (MM/YY)
N/A	DI Water	250 ml.	AR	AR
N/A	0.5% HNO ₃	250 ml.	AR	AR

Additional Tools Required for PM			
Part Number (if applicable)	Description	Quantity	Serial #
B3100652 Or N9307029	Electronic Flow Meter	1	NA
B0505495	Test Jig	1	NA
03030997	System 2 EDL Driver	1	03030997
N3050605	As System 2 EDL	1	16148
N3050121	Cu Lumina HCL	1	092216-010130
N3050109	Ba Lumina HCL	1	102416-040160
N3050139	K Lumina HCL	1	110716-010060
N3050152	Ni Lumina HCL	1	100516-030190
N3050119	Cr Lumina HCL	1	091911-020150

Procedure Checklist

Use (✓) to check off those steps in the checklist that have been completed.

1. General:

- ☒ Review the instrument performance with the customer and document any recent problems.
- ☒ Inspect the customer log book and make any appropriate PM entries.
- ☒ Perform general inspection of system for cleanliness.

2. PC Instrument Software:

- ☒ Instrument Software user files/databases archived, packed, and/or deleted as needed.

3. Mechanical:

- ☒ Inspect and clean all fans and filters. Replace filters if necessary
- ☒ Inspect all gas and water lines for leaks and/or wear. Replace if needed. Thoroughly inspect all quick connects. Replace the Y connector, P/N 09921079, if needed.
- ☒ Clean exterior of the instrument.
- ☒ Check the drain system for signs of wear. Replace worn or damaged parts.
- ☒ Inspect the pole pieces and clean where the pole pieces contact the furnace. Replace the pole piece p-rings as needed, P/N's B0501018 & B0501250. Grease the O-rings as needed with Apiezon L grease, P/N 09905148
- ☒ Inspect the four insulation pads on the front contact housing of the THGA in furnace. If the pads are missing replace the THGA furnace or replace the insulator pads on the furnace.
- ☒ Inspect the graphite tube and clean the contact cylinders. Replace if necessary.
- ☒ Check internal and external gas flows with the Electronic Gas Flow Meter and the Gas Flow Test Probe as described in the Service Manual. Correct if necessary.
- ☒ Check furnace open/close function.
- ☒ Verify the operation of the GFTV Camera for proper operation and viewing alignment in the furnace camera Tube View window. Align if needed.
- ☒ Check the operation of the Halogen Light ASSY for the GFTV Camera. Replace if needed.
- ☒ Check the water level/quality in the recirculation (if applicable). Add distilled water if necessary.
- ☒ Check the cooling system fluid flow rate with the FCS In-Line Flow Meter for proper levels if needed. Refer to SDB# COSY008.STN
- ☒ Perform Cooling System maintenance if needed per SDB# COSY005.STN.
- ☒ Check auto sampler operation.
- ☒ Perform an auto sampler check valve test as described in the Service Manual.
- ☒ Lubricate the spindles of the auto sampler pumps and all moving parts of the tray mechanics as described in the Service Manual.
- ☒ Inspect the auto sampler sampling capillary as described in the Service Manual. Replace if necessary.
- ☒ Inspect the four insulation pads on the front contact housing of the THGA in furnace. If the pads are missing replace the THGA furnace or replace the insulator pads on the furnace.
- ☒ Inspect the graphite tube and clean the contact cylinders. Replace if necessary.
- ☒ Check internal and external gas flows with the Electronic Gas Flow Meter and the Gas Flow Test Probe as described in the Service Manual. Correct if necessary.
- ☒ Check furnace open/close function

4. Electrical:

- ✓ Inspect PC boards. Clean if necessary.
- ✓ Check instrument firmware revisions upgrade to current levels (if necessary)
- ✓ Run Diagnostics Test within the Advanced function of the Spectrometer page. Check the results in the service log folder in the Spectrometer BM Log Viewer.

5. Optics:

- ✓ Inspect and clean the sample compartment windows, if needed.
- ✓ Inspect and clean the furnace windows, if needed.
- ✓ Inspect and clean the GFTV camera lens, if needed.
- ✓ Inspect optics. Clean or replace if necessary,

6. Gasses:

- ✓ Verify that the Gasses supplied to the instrument are within the pressure and purity specifications found in the PinAAcle 900 Series Pre-installation Checklist SDB.
- ✓ Verify that the air filter element is dry. Replace if necessary.

7. After PM Performance tests [THGA]:

7.1 Furnace Gas Flows

Description: Ensures the flow rates are within specification.

Parameter	Specification	Test Results	Pass/Fail
Internal Flow Rate	250 mL/min \pm 25 mL/min	250	Passed
External Flow Rate	100 mL/min \pm 10 mL/min	100	Passed

7.2 Chromium Baseline Noise

Description: Signal to noise check.

Parameter	Specification	Results	Pass/Fail
Baseline Noise	\leq 0.005 Abs.	0.0001	Passed
Standard Deviation	\leq 0.005	0.0001	Passed

7.3 Chromium Characteristic Mass and Precision

Description: Calculate the characteristic mass using the characteristic mass tool and precision from the integrated absorbance values.

Parameter	Specification	Results	Pass/Fail
Cr m ₀ Results	\leq 7.0 pg/0.0044 A-s	3.8	Passed
Precision	\leq 2.0 %	1.64	Passed

7.4 Copper Characteristic Mass and Zeeman Ratio

Description: Calculate the characteristic mass using the characteristic mass tool and check the Zeeman Ratio.

Parameter	Specification	Results	Pass/Fail
Cu m ₀ Result	≤ 16.5 pg/0.0044 A-s	13.9	Passed
Zeeman Ratio	0.52 ± 0.04	0.52	Passed

8. Review:

- ☒ Review with the customer PM work performed.
- ☒ Review with the customer routine maintenance procedures.
- ☒ Discuss recommended customer supplied materials to have on hand.
- ☒ Attach PM sticker.

Additional Comments

Additional Comments Regarding the PM	
Zeeman Ratio	$= \frac{\text{Atomic Signal (Peak area)}}{\text{Atomic Signal (Peak area)} + \text{Background Signal (Peak area)}}$
	$= \frac{0.1593}{0.1593+0.1414}$
	$= 0.52$

Review

<i>The preventive maintenance checks and if applicable performance tests for PinAAcle 900Z have been completed.</i>
<i>This PinAAcle 900Z Passes <input checked="" type="checkbox"/> Fails <input type="checkbox"/> the preventive maintenance.</i>
Review of Preventive Maintenance:



Certificate of Calibration

Aquion : Anion (ID#894)

This certificate is to verify that instrument below are calibrated

by Archemica Lab Co.,Ltd.

AQUION S/N : 190840059

AS-DV S/N : 190915235

for

S.P.S. Consulting Service Co., Ltd.

ARCHEMICA LAB

บริษัท อาร์เคมีกา แล็บ จำกัด
ARCHEMICA LAB CO.,LTD

Operator Signature : 

Date : Jul 5, 2021

(Mr. Channarong Khiao-Un)

Test Engineer

คุณภาพน้ำ

DATA SHEET FOR CALIBRATION / VERIFICATION AND INSPECTION


Calibration

Verification

Inspection
เครื่องมือ / อุปกรณ์ ที่สอบเทียบหรือทวนสอบ

Equipment / Tools : Multimeter (pH , DO) Tag No. / I.D. No. : L09-AT-SP003-A2 Serial No. : 130500088588

Cal. / Ver. date : 4/4/2022
เครื่องมือ / อุปกรณ์ที่เป็น Master

Equipment / Tools :	I.D. No.	Model /Serial No.	Cert. No.	Expired date

Reference Materials ที่ใช้

Chemical	Grade	Assay (%)	Cert. No.	Expired date
Buffer pH 4.00 ; Lot No. HC99677935				31/7/2022
Buffer pH 7.00 ; Lot No. HC04269139				31/10/2023
Buffer pH 10.00 ; Lot No. HC02905338				30/6/2023

Calibration / verification item	Result	Error	Acceptance Criteria	Pass / Fail
1.การสอบเทียบ Observed Slope (slope)	98	-	95 to 105%	Pass
2.verification pH6.86	6.85	-0.01	± 0.05	Pass

Inspection item	Result	Correction
1.ตรวจเช็คสภาพพร้อมใช้งาน	ปกติ	

Next Due date 31/5/2022

Certificate of Analysis – Certified Reference Material

Certipur® Buffer solution pH 10.00 (20°C)

Certified Reference Material for pH measurement

Product no.: 1.09438.1000
Lot no.: HC02905338
Description of CRM: Certipur® Buffer solution pH 10.00 (20°C)
Certified Reference Material for pH measurement
Expiry date: 2023/06/30
Storage: +15°C to +25°C tightly closed in the original container
Composition: boric acid / potassium chloride / sodium hydroxide



Certified value

Associated uncertainty, $U=k \cdot u$
($k=2$)

pH value 10.01

 ± 0.03 (20°C)

Metrological traceability:

The pH value of this certified buffer solution is directly traceable to primary certified reference materials characterised by PTB and verified by SRMs from NIST.

NIST 189c, 188, 185i, 186 Ig, 186 IIg, 187f

PTB OX-405/18, TA-442/19, PHT-340/16, PHO-346/16, BO-373/17

PTB: Physikalisch Technische Bundesanstalt, Braunschweig, Germany

NIST: National Institute of Standards and Technology, Gaithersburg, USA.

Measurement method:

pH value is measured with a combined glass electrode after 5-point calibration according to DIN 19268 with reference buffer solutions according to DIN 19266, IUPAC, NIST, Ph.Eur. and USP.

Accreditation:

Merck KGaA, Darmstadt, Germany is accredited by the German accreditation authority DAkkS as registered reference material producer D-RM-15185-01-00 in accordance with ISO 17034 and registered calibration laboratory D-K-15185-01-00 according to DIN EN ISO/IEC 17025.

Certificate issue date:

2020/06/24



ISO 17034



ISO/IEC 17025

CRM released by Approving Officer
or delegate LS-OII-QS3

Dipl.-Ing. Ayfer Yildirim
Responsible Manager of LS-OII-QS3
(Calibration Laboratory D-K-15185-01)



Intended use:	This reference material is intended for use as a calibration standard for pH instruments or pH electrodes or as a control sample for measuring the pH value.
Instructions for handling and correct use:	The pH value is strongly dependent on the temperature. It is therefore necessary to keep the temperature constant within the measurement.
Health and safety information:	Please refer to the Safety Data Sheet for detailed information about the nature of any hazard and appropriate precautions to be taken.
Preparation:	This reference material is prepared gravimetrically from boric acid, potassium chloride, sodium hydroxide and high purity water.

Associated uncertainty:

The expanded uncertainty U_{CRM} is calculated as $U_{CRM} = k \cdot u_{CRM}$, where $k = 2$ is the coverage factor for a 95% coverage probability and u_{CRM} is the combined standard uncertainty in accordance to ISO 17034.

The combined uncertainty u_{CRM} is derived from combination of the squared uncertainty contributions:

$$u_{CRM} = \sqrt{u^2_{Characterisation} + u^2_{Homogeneity} + u^2_{Stability}}$$

$u_{characterisation}$:	is the uncertainty in accordance with DIN EN ISO/IEC 17025 which includes the contributions of the primary reference material and the measuring system.
$u_{homogeneity}$:	is the between-bottle variation in accordance with ISO 17034. The assessment of homogeneity is performed by analysis of a representative number of systematically chosen sample units.
$u_{stability}$:	is the uncertainty obtained from short-term and long-term stability in accordance with ISO 17034. The stability studies are the basis for the quantification of the expiry date of this reference material for the unopened bottle.

Informative values:

Temperature dependence ¹ :	Temperature [°C]	Δ pH
	0	+ 0.26
	5	+ 0.17
	10	+ 0.11
	15	+ 0.05
	20	± 0
	25	- 0.06
	30	- 0.11
	35	- 0.16
	40	- 0.18
	50	- 0.26

¹Temperature deviation data provided for reference only. Values are not batch-specific and should not be considered certified values.

For more detailed information please read the certification report on our website.

Certificate of analysis revision history:

Certificate version	Date	Reason for version
01	2020/06/24	Initial version



ระดับเสียงทั่วไป

Certificate No.: CP20220218EA

Operation No.: CP2022060016

Certificate of Calibration

Equipment: Sound Level Meter

Manufacturer: RION

Model/Type: NL-42 (Meter), UC-52 (Microphone), NH-24 (Preamplifier)

Serial No.: 00546402 (Meter), 152919 (Microphone), 46613 (Preamplifier)

ID No.: -

Customer: IRPC Public Company Limited.

Address: 299 Moo 5, Sukhumvit Rd., Tumbon Chungnern,
Amphor Muang, Rayong 21000

Received Date: 10 June 2022

Calibrated Date: 27 - 29 June 2022

Issued Date: 30 June 2022

Calibrated by: Ms. Juntaporn Kunhakom

Approved by: _____



This report was prepared electronically using applicable electronic signature. Printing or copy of file are considered as a copy of the document.

The reported uncertainty of measurement was based on standard uncertainty multiplied by a coverage factor (k) providing a level of confidence of approximately 95%. This certificate may not be reproduced other than in full except with the prior written approval of the Electrical and Electronics Institute, Foundation for Industrial Development.

Certificate No.: CP20220218EA

Calibration Report

Equipment: Sound Level Meter
 Manufacturer: RION
 Model/Type: NL-42 (Meter), UC-52 (Microphone), NH-24 (Preamplifier)
 Serial No.: 00546402 (Meter), 152919 (Microphone), 46613 (Preamplifier)
 ID No.: -
 Ambient Temperature: (23 ± 2) °C
 Relative Humidity: (50 ± 15) %
 Pressure: (101.3 ± 1.5) kPa
 Method of Calibration :-
 IEC 61672-3:2013.

Condition of this result of calibration

1. Reference standards instrument :-

Instrument	Model	Serial No.	Cert. No.	Due Date
1) Standard microphone	4180	2787490	AA-1017-21	16 November 2022
2) Arbitrary Function Generator	AFG2021	C010063	CK20220059EA	19 June 2023
3) Programmable Attenuator	PA5	2755	EF-0030-21	1 November 2022
4) 6.5 Digit precision multimeter	8846A	9610014	CB20210023EA	1 November 2022
5) Pressure humidity and Temperature Transmitter	PTU301	F0640002	CL1-P220024 0255TE21	17 March 2023 7 July 2022
6) Pressure humidity and Temperature Transmitter	PTU301	F0640003	CL1-P220029 0256TE21	31 March 2023 7 July 2022
7) Performance Audio Analyzer	U8903B	MY56510003	CB20220063EA 0172RF21	15 February 2023 9 September 2022

2. This result of calibration was found accurate as shown on date and place of calibration only.

3. This certification is traceable to the international system of unit maintained at :-

Reference standards instrument for Acoustic function

- National Institute of Metrology (Thailand)

Reference standards instrument for Electrical function

- National Institute of Metrology (Thailand)

- Electrical and Electronics Institute; ONSC Accredited Calibration No.0119

Result of Calibration:-

Function : 1. Indication at the calibration check frequency

Reference Acoustic Signal (dB)	Measured value (dB)	Deviation (dB)	Acceptance limits (dB)
94.0	94.0	0.0	±1.0

Note : Absolute sensitivity was established by the use of the Sound Calibrator RION Type NL-74 S/N : 34615278.

Certificate No.: CP20220218EA

Calibration Report

Function : 2. Self-generated Noise

2.1 Microphone Installed

Measured value (dB)
16.2

2.2 Microphone replaced by the electrical input signal device

Frequency Weighting	Measured value (dB)
A-weighting	11.6
C-weighting	17.9
Z-weighting	23.8

Function : 3. Acoustical signal tests of frequency weightings (Without Windscreen)

Meter free-field acoustic response at a level of 84 dB.

Frequency (Hz)	Deviation from various Frequency Weighting Response Curve			
	C-Weighting (dB)	A-Weighting (dB)	Z-Weighting (dB)	Acceptance limits (dB)
125	0.6	0.5	0.6	±1.5
1000	0.0	0.0	0.0	±1.0
8000	-1.4	-1.3	-1.4	±5.0

Function : 4. Electrical signal tests of frequency weightings

Weighting network response with relative to 1 kHz.

Frequency (Hz)	Deviation from various Frequency Weighting Response Curve			
	C-Weighting (dB)	A-Weighting (dB)	Z-Weighting (dB)	Acceptance limits (dB)
63	-0.1	-0.1	0.0	±2.0
125	0.0	-0.1	0.0	±1.5
250	0.0	-0.1	0.0	±1.5
500	0.0	-0.1	0.0	±1.5
1000	0.0	0.0	0.0	±1.0
2000	0.0	0.0	0.0	±2.0
4000	0.0	0.0	0.0	±3.0
8000	0.1	0.1	0.0	±5.0

Function : 5. Frequency and time weighting at 1 kHz

5.1 Frequency weighting at 1 kHz

Frequency Weighting	Measured value (dB)	Deviated value (dB)	Acceptance limits (dB)
C-weighting	94.0	0.0	±0.2
A-weighting	94.0	0.0	±0.2
Z-weighting	94.0	0.0	±0.2

Certificate No.: CP20220218EA

Calibration Report

5.2 Time weighting at 1 kHz

Time Weighting	Measured value (dB)	Deviated value (dB)	Acceptance limits (dB)
Fast	94.0	0.0	±0.1
Slow	94.0	0.0	±0.1
LAeq	94.0	0.0	±0.1

Function : 6. Long-Term Stability

Long-term stability over 30 minutes, with steady 1 kHz signal at reference level.

Time Period to Apply Signal (min)	Reference SPL (dB)	Record SPL at Conclusion of Time Period (dB)	Deviated value (dB)	Acceptance limits (dB)
30	94.0	94.0	0.0	±0.3

Function : 7. Level Linearity on the reference level range

7.1 Level Linearity on the reference level range, Upper

Anticipated Value (dB)	Measured value (dB)	Deviated value (dB)	Acceptance limits (dB)
94.0	94.0	0.0	±1.1
99.0	99.0	0.0	±1.1
104.0	104.0	0.0	±1.1
109.0	109.0	0.0	±1.1
114.0	114.0	0.0	±1.1
119.0	119.0	0.0	±1.1
124.0	124.0	0.0	±1.1
129.0	129.0	0.0	±1.1
130.0	130.0	0.0	±1.1
131.0	131.0	0.0	±1.1
132.0	132.0	0.0	±1.1
133.0	133.0	0.0	±1.1
134.0	134.0	0.0	±1.1
135.0	135.0	0.0	±1.1
136.0	136.0	0.0	±1.1
137.0	137.0	0.0	±1.1

7.2 Level Linearity on the reference level range, Lower

Anticipated Value (dB)	Measured value (dB)	Deviated value (dB)	Acceptance limits (dB)
94.0	94.0	0.0	±1.1
89.0	89.0	0.0	±1.1
84.0	84.0	0.0	±1.1
79.0	79.0	0.0	±1.1
74.0	74.0	0.0	±1.1
69.0	69.0	0.0	±1.1
64.0	64.0	0.0	±1.1
59.0	59.0	0.0	±1.1

Certificate No.: CP20220218EA

Calibration Report

7.2 Level Linearity on the reference level range, Lower (Cont.)

Anticipated Value (dB)	Measured value (dB)	Deviated value (dB)	Acceptance limits (dB)
54.0	54.0	0.0	±1.1
49.0	49.0	0.0	±1.1
44.0	44.0	0.0	±1.1
39.0	39.0	0.0	±1.1
34.0	34.0	0.0	±1.1
29.0	29.0	0.0	±1.1

Function : 8. Tone burst response

Time Weighting	Tone burst duration, Tb (ms)	Measured value (dB)	Deviated value (dB)	Acceptance limits (dB)
Fast	200	126.0	0.0	±1.0
	2	108.9	-0.1	+1.0 ; -2.5
	0.25	99.9	-0.1	+1.5 ; -5.0
Slow	200	119.6	0.0	±1.0
	2	100.0	0.0	+1.0 ; -5.0
	0.25	90.8	-0.2	+1.5 ; -5.0

Function : 9. Peak C sound level

Number of cycles in test signal	Anticipated Value (dB)	Measured value (dB)	Deviated value (dB)	Acceptance limits (dB)
Complete cycle	125.4	125.4	0.0	±3.0
Positive half cycle	124.4	124.1	-0.3	±2.0
Negative half cycle	124.4	124.1	-0.3	±2.0

Function : 10. Overload indication

Measured value (dB)		Deviated value (dB)	Acceptance limits (dB)
Positive one-half cycle	Negative one-half cycle		
139.4	139.4	0.0	±1.5

Certificate No.: CP20220218EA

Calibration Report

Function : 11. High-Level Stability

High-level stability over 5 minutes, with steady 1 kHz signal, 1 dB below upper boundary.

Time Period to Apply Signal (min)	Reference SPL (dB)	Record SPL at Conclusion of Time Period (dB)	Deviated value (dB)	Acceptance limits (dB)
5	129.0	129.0	0.0	±0.3

Uncertainty of measurement

Function	Uncertainty (dB)	Maximum-permitted uncertainty of measurement (dB)
1) Indication at the calibration check frequency	0.30	Not applicable
2) Self-generated Noise	0.10	Not applicable
3) Acoustical signal tests of frequency weightings - Free-field sound pressure response level	0.30	0.60 (10Hz to 4kHz) 0.70 (>4kHz to 10kHz)
4) Electrical signal tests of frequency weightings	0.20	0.20
5) Frequency and time weighting at 1 kHz	0.20	0.20
6) Long-Term Stability	0.10	0.10
7) Level Linearity on the reference level range	0.30	0.30
8) Tone burst response	0.20	0.30
9) Peak C sound level	0.20	0.35
10) Overload indication	0.20	0.25
11) High-Level Stability	0.10	0.10

Remarks:

1. The acceptance limit is for the deviated value.
2. Acceptance limits was IEC61672-3:2013 Class 2.
3. The coverage factor $k = 2.00$

- - End of Report - -



**ELECTRICAL AND ELECTRONICS INSTITUTE
FOUNDATION FOR INDUSTRIAL DEVELOPMENT**

975 Moo 4, Bangpoo Industrial Estate, Soi 8, Sukhumvit Road km 37,

Phraek Sa, Mueang Samut Prakan, Samut Prakan 10280

Tel: +66 2709 4860 Fax: +66 2324 0917



Certificate No.: CP20220219EA

Operation No.: CP2022060017

Certificate of Calibration

Equipment: Sound Level Meter

Manufacturer: RION

Model/Type: NL-52 (Meter), UC-59 (Microphone), NH-25 (Preamplifier)

Serial No.: 00632062 (Meter), 05229 (Microphone), 32090 (Preamplifier)

ID No.: -

Customer: IRPC Public Company Limited.

Address: 299 Moo 5, Sukhumvit Rd., Tumbon Chungnern,
Amphor Muang, Rayong 21000

Received Date: 10 June 2022

Calibrated Date: 23 - 29 June 2022

Issued Date: 30 June 2022

Calibrated by: Ms. Juntaporn Kunhakom

Approved by: _____



This report was prepared electronically using applicable electronic signature. Printing or copy of file are considered as a copy of the document.

The reported uncertainty of measurement was based on standard uncertainty multiplied by a coverage factor (k) providing a level of confidence of approximately 95%. This certificate may not be reproduced other than in full except with the prior written approval of the Electrical and Electronics Institute, Foundation for Industrial Development.

Certificate No.: CP20220219EA

Calibration Report

Equipment: Sound Level Meter
 Manufacturer: RION
 Model/Type: NL-52 (Meter), UC-59 (Microphone), NH-25 (Preamplifier)
 Serial No.: 00632062 (Meter), 05229 (Microphone), 32090 (Preamplifier)
 ID No.: -
 Ambient Temperature: (23 ± 2) °C
 Relative Humidity: (50 ± 15) %
 Pressure: (101.3 ± 1.5) kPa
 Method of Calibration :-
 IEC 61672-3:2013.

Condition of this result of calibration

1. Reference standards instrument :-

	Instrument	Model	Serial No.	Cert. No.	Due Date
1)	Standard microphone	4180	2787490	AA-1017-21	16 November 2022
2)	Arbitrary Function Generator	AFG2021	C010063	CK20220059EA	19 June 2023
3)	Programmable Attenuator	PA5	2755	EF-0030-21	1 November 2022
4)	6.5 Digit precision multimeter	8846A	9610014	CB20210023EA	1 November 2022
5)	Pressure humidity and Temperature Transmitter	PTU301	F0640002	CL1-P220024 0255TE21	17 March 2023 7 July 2022
6)	Pressure humidity and Temperature Transmitter	PTU301	F0640003	CL1-P220029 0256TE21	31 March 2023 7 July 2022
7)	Performance Audio Analyzer	U8903B	MY56510003	CB20220063EA 0172RF21	15 February 2023 9 September 2022

2. This result of calibration was found accurate as shown on date and place of calibration only.

3. This certification is traceable to the international system of unit maintained at :-

Reference standards instrument for Acoustic function

- National Institute of Metrology (Thailand)

Reference standards instrument for Electrical function

- National Institute of Metrology (Thailand)

- Electrical and Electronics Institute; ONSC Accredited Calibration No.0119

Result of Calibration:-

Function : 1. Indication at the calibration check frequency

Reference Acoustic Signal (dB)	Measured value (dB)	Deviation (dB)	Acceptance limits (dB)
94.0	94.0	0.0	±0.7

Note : Absolute sensitivity was established by the use of the Sound Calibrator RION Type NC-74 S/N : 34615278.

Certificate No.: CP20220219EA

Calibration Report

Function : 2. Self-generated Noise

2.1 Microphone Installed

Measured value (dB)
15.0

2.2 Microphone replaced by the electrical input signal device

Frequency Weighting	Measured value (dB)
A-weighting	8.7
C-weighting	14.1
Z-weighting	20.2

Function : 3. Acoustical signal tests of frequency weightings (Without Windscreen)

Meter free-field acoustic response at a level of 84 dB.

Frequency (Hz)	Deviation from various Frequency Weighting Response Curve			
	C-Weighting (dB)	A-Weighting (dB)	Z-Weighting (dB)	Acceptance limits (dB)
125	0.2	0.1	0.2	±1.0
1000	0.1	0.1	0.1	±0.7
8000	-1.8	-1.7	-1.8	+1.5; -2.5

Function : 4. Electrical signal tests of frequency weightings

Weighting network response with relative to 1 kHz.

Frequency (Hz)	Deviation from various Frequency Weighting Response Curve			
	C-Weighting (dB)	A-Weighting (dB)	Z-Weighting (dB)	Acceptance limits (dB)
63	-0.1	0.0	0.0	±1.0
125	0.0	-0.1	0.0	±1.0
250	0.0	-0.1	0.0	±1.0
500	0.0	-0.1	0.0	±1.0
1000	0.0	0.0	0.0	±0.7
2000	0.0	0.0	0.0	±1.0
4000	0.0	0.0	0.0	±1.0
8000	0.0	0.1	0.0	+1.5; -2.5
16000	-1.4	-1.4	0.0	+2.5; -16.0

Certificate No.: CP20220219EA

Calibration Report

Function : 5. Frequency and time weighting at 1 kHz

5.1 Frequency weighting at 1 kHz

Frequency Weighting	Measured value (dB)	Deviated value (dB)	Acceptance limits (dB)
C-weighting	94.0	0.0	±0.2
A-weighting	94.0	0.0	±0.2
Z-weighting	94.0	0.0	±0.2

5.2 Time weighting at 1 kHz

Time Weighting	Measured value (dB)	Deviated value (dB)	Acceptance limits (dB)
Fast	94.0	0.0	±0.1
Slow	94.0	0.0	±0.1
LAeq	94.0	0.0	±0.1

Function : 6. Long-Term Stability

Long-term stability over 30 minutes, with steady 1 kHz signal at reference level.

Time Period to Apply Signal (min)	Reference SPL (dB)	Record SPL at Conclusion of Time Period (dB)	Deviated value (dB)	Acceptance limits (dB)
30	94.0	94.0	0.0	±0.1

Function : 7. Level Linearity on the reference level range

7.1 Level Linearity on the reference level range, Upper

Anticipated Value (dB)	Measured value (dB)	Deviated value (dB)	Acceptance limits (dB)
94.0	94.0	0.0	±0.8
99.0	99.0	0.0	±0.8
104.0	104.0	0.0	±0.8
109.0	109.0	0.0	±0.8
114.0	114.0	0.0	±0.8
119.0	119.0	0.0	±0.8
124.0	124.0	0.0	±0.8
129.0	129.0	0.0	±0.8
130.0	130.0	0.0	±0.8
131.0	131.0	0.0	±0.8
132.0	132.0	0.0	±0.8
133.0	133.0	0.0	±0.8
134.0	134.0	0.0	±0.8
135.0	135.0	0.0	±0.8
136.0	136.0	0.0	±0.8
137.0	137.0	0.0	±0.8

Certificate No.: CP20220219EA

Calibration Report

7.2 Level Linearity on the reference level range, Lower

Anticipated Value (dB)	Measured value (dB)	Deviated value (dB)	Acceptance limits (dB)
94.0	94.0	0.0	±0.8
89.0	89.0	0.0	±0.8
84.0	84.0	0.0	±0.8
79.0	79.0	0.0	±0.8
74.0	74.0	0.0	±0.8
69.0	69.0	0.0	±0.8
64.0	64.0	0.0	±0.8
59.0	59.0	0.0	±0.8
54.0	54.0	0.0	±0.8
49.0	49.0	0.0	±0.8
44.0	44.0	0.0	±0.8
39.0	39.0	0.0	±0.8
34.0	34.0	0.0	±0.8
29.0	28.9	-0.1	±0.8

Function : 8. Tone burst response

Time Weighting	Tone burst duration, Tb (ms)	Measured value (dB)	Deviated value (dB)	Acceptance limits (dB)
Fast	200	126.0	0.0	±0.5
	2	109.0	0.0	+1.0 ; -1.5
	0.25	99.9	-0.1	+1.0 ; -3.0
Slow	200	119.6	0.0	±0.5
	2	100.0	0.0	+1.0 ; -3.0
	0.25	91.0	0.0	+1.0 ; -3.0

Function : 9. Peak C sound level

Number of cycles in test signal	Anticipated Value (dB)	Measured value (dB)	Deviated value (dB)	Acceptance limits (dB)
Complete cycle	125.4	125.3	-0.1	±2.0
Positive half cycle	124.4	124.0	-0.4	±1.0
Negative half cycle	124.4	124.0	-0.4	±1.0

Certificate No.: CP20220219EA

Calibration Report

Function : 10. Overload indication

Measured value (dB)		Deviated value (dB)	Acceptance limits (dB)
Positive one-half cycle	Negative one-half cycle		
139.4	139.4	0.0	±1.5

Function : 11. High-Level Stability

High-level stability over 5 minutes, with steady 1 kHz signal, 1 dB below upper boundary.

Time Period to Apply Signal (min)	Reference SPL (dB)	Record SPL at Conclusion of Time Period (dB)	Deviated value (dB)	Acceptance limits (dB)
5	129.0	129.0	0.0	±0.1

Uncertainty of measurement

Function	Uncertainty (dB)	Maximum-permitted uncertainty of measurement (dB)
1) Indication at the calibration check frequency	0.30	Not applicable
2) Self-generated Noise	0.10	Not applicable
3) Acoustical signal tests of frequency weightings - Free-field sound pressure response level	0.30	0.60 (10Hz to 4kHz) 0.70 (>4kHz to 10kHz)
4) Electrical signal tests of frequency weightings	0.20	0.20
5) Frequency and time weighting at 1 kHz	0.20	0.20
6) Long-Term Stability	0.10	0.10
7) Level Linearity on the reference level range	0.30	0.30
8) Tone burst response	0.20	0.30
9) Peak C sound level	0.20	0.35
10) Overload indication	0.20	0.25
11) High-Level Stability	0.10	0.10

Remarks: 1. The acceptance limit is for the deviated value.
2. Acceptance limits was IEC61672-3:2013 Class 1.
3. The coverage factor $k = 2.00$

- - End of Report - -

ระดับเสียงในสถานประกอบการ

THAILAND INSTITUTE OF SCIENTIFIC AND TECHNOLOGICAL RESEARCH (TISTR)

Request No. 21-64/0528

MTC No. EEL. BP. 17/0564

CALIBRATION CERTIFICATE

Submitted by : S.P.S. Consulting Services Service Co.,Ltd.

Address : 7 Soi Phaholyothin 24, Phaholyothin Road, Jompol, Chatuchak, Bangkok 10900.

Calibrated at : Electrical and Electronic Standards Laboratory, Industrial Metrology and Testing Service Centre.
: Soi 1C, Bangpoo Industrial Estate, Sukhumvit Rd., Muang, Samutprakan 10280.

Instrument Calibrated :

Description : Sound Calibrator

Manufacturer : ACO

Model : 2127

Serial No. : 130006

Ambient Environment

Temperature : $(23 \pm 3) ^\circ\text{C}$

Relative Humidity : $(50 \pm 15) \%$

Ambient Pressure : $(101.325 \pm 1.500) \text{ kPa}$

Standards used :

1. Digital Function Synthesizer NF Electronic DF-193A S/N 122037.
2. Measuring Amplifier Bruel&Kjaer 2636 S/N 1537484.
3. Programmable Attenuator Tamagawa TPA-303A S/N OF 2214.
4. Digital Multimeter Agilent 34401A S/N MY44005560.
5. Pressure Transmitter Vaisala PTB202AD S/N T0650001.
6. Audio Analyzer Keithley 2015-P S/N 4106495.
7. Condenser Microphone Bruel&Kjaer 4180 S/N 2889871.

Calibration Procedure: CP-102-04 based on IEC 60942-2003; The sound pressure level generated by sound calibrator under test shall be measured by standard microphone using an insert voltage technique.

This instrument has been calibrated against standards maintained at Electrical and Electronic Standards Laboratory (EEL), which are traceable to the International System of Units through the National Institute of Metrology (Thailand).

The information on actual reading is attached herewith and the uncertainty limits quoted refer to the measured values only.

Date of Receipt : 6 May 2021

Date of Calibration : 15 May 2021

The results relate only to the items tested/calibrated or value assigned.

Advertising the Report/Certificate and publicity of the results except in full are prohibited unless written permission is obtained from the governor of TISTR.

FM.BL.MTC.002 Rev.4

Head Office

35 Mu 3 Tambon Khlong Ha, Amphoe Khlong Luang,
Changwat Pathumthani 12120, Thailand

Tel. (66) 0 2577 9000

Fax. (66) 0 2577 9009

E-mail : rumpai@tistr.or.th Website:www.tistr.or.th

Office/Laboratory

Soi 1C, Bangpoo Industrial Estate, Sukhumvit Road,
Amphoe Muang, Changwat Samutprakan 10280, Thailand

Tel. (66) 0 2323 1672-80 ext. 115, 116

Fax. (66) 0 2323 9165

E-mail : mtc@tistr.or.th

Office

196 Phahonyothin Road, Chatuchak, Bangkok 10900,
Thailand

Tel. (66) 0 2579 1121-30 ext. 5219, 5225, 5217

Fax. (66) 0 2579 8592

E-mail : sumalee@tistr.or.th

THAILAND INSTITUTE OF SCIENTIFIC AND TECHNOLOGICAL RESEARCH (TISTR)

Request No. 21-64/0528

MTC No. EEL. BP. 17/0564

The reported expanded uncertainty is based upon a standard uncertainty multiplied by a coverage factor $k = 2$, providing a level of confidence of approximately 95%.

Nominal Output of Unit Under Test = 94 dB re 20 μ Pa at 1000 Hz

Acoustic Output in dB re 20 μ Pa, Corrected to Reference Conditions: 101.325 kPa, 23.0 °C and 50 %RH.

1. Sound Pressure Level

Standard Microphone Type	Measured Sound Pressure Level (dB)	Deviated value (dB)	Uncertainty (dB)	Tolerance limit IEC60942:2003 Class 1
1/2 inch Brüel&Kjaer 4180	93.96	-0.04	± 0.10	± 0.40 dB

2. Frequency

Standard Microphone Type	Measured Frequency (Hz)	Deviated value (Hz)	Uncertainty (Hz)	Tolerance limit IEC60942:2003 Class 1
1/2 inch Brüel&Kjaer 4180	999.9	-0.1	± 1.5	$\pm 1.0\%$

3. Total Distortion

Standard Microphone Type	Measured Total Distortion (%)	Uncertainty (%)	Tolerance limit IEC60942:2003 Class 1
1/2 inch Brüel&Kjaer 4180	1.26	± 0.50	$\pm 3.0\%$

Note : 1. No adjustment.

2. The calibrator pressure correction was not included.

3. The microphone volume correction was not included.

Calibrated by :



Approved by :



Electrical and Electronic Standards Laboratory

Industrial Metrology and Testing Service Centre

Date of Calibration : 15 May 2021

Date of Issue : 18 May 2021

Ref : 2011264050601894002

End of Certificate

2 / 2

The results relate only to the items tested/calibrated or value assigned.

Advertising the Report/Certificate and publicity of the results except in full are prohibited unless written permission is obtained from the governor of TISTR.

FM.BL.MTC.002 Rev.4

Head Office

35 Mu 3 Tambon Khlong Ha, Amphoe Khlong Luang,
Changwat Pathumthani 12120, Thailand
Tel. (66) 0 2577 9000
Fax. (66) 0 2577 9009
E-mail : rumpai@tistr.or.th Website:www.tistr.or.th

Office/Laboratory

Soi 1C, Bangpoo Industrial Estate, Sukhumvit Road,
Amphoe Muang, Changwat Samutprakan 10280, Thailand
Tel. (66) 0 2323 1672-80 ext. 115, 116
Fax. (66) 0 2323 9165
E-mail : mtc@tistr.or.th

Office

196 Phahonyothin Road, Chatuchak, Bangkok 10900,
Thailand
Tel. (66) 0 2579 1121-30 ext. 5219, 5225, 5217
Fax. (66) 0 2579 8592
E-mail : sumalee@tistr.or.th

ระดับเสียงติดตามตัวบุคคล

THAILAND INSTITUTE OF SCIENTIFIC AND TECHNOLOGICAL RESEARCH (TISTR)

Request No. 21-64/0528

MTC No. EEL. BP. 17/0564

CALIBRATION CERTIFICATE

Submitted by : S.P.S. Consulting Services Service Co.,Ltd.

Address : 7 Soi Phaholyothin 24, Phaholyothin Road, Jompol, Chatuchak, Bangkok 10900.

Calibrated at : Electrical and Electronic Standards Laboratory, Industrial Metrology and Testing Service Centre.
: Soi 1C, Bangpoo Industrial Estate, Sukhumvit Rd., Muang, Samutprakan 10280.

Instrument Calibrated :

Description : Sound Calibrator

Manufacturer : ACO

Model : 2127

Serial No. : 130006

Ambient Environment

Temperature : $(23 \pm 3) ^\circ\text{C}$

Relative Humidity : $(50 \pm 15) \%$

Ambient Pressure : $(101.325 \pm 1.500) \text{ kPa}$

Standards used : 1. Digital Function Synthesizer NF Electronic DF-193A S/N 122037.
2. Measuring Amplifier Bruel&Kjaer 2636 S/N 1537484.
3. Programmable Attenuator Tamagawa TPA-303A S/N OF 2214.
4. Digital Multimeter Agilent 34401A S/N MY44005560.
5. Pressure Transmitter Vaisala PTB202AD S/N T0650001.
6. Audio Analyzer Keithley 2015-P S/N 4106495.
7. Condenser Microphone Bruel&Kjaer 4180 S/N 2889871.

Calibration Procedure: CP-102-04 based on IEC 60942-2003; The sound pressure level generated by sound calibrator under test shall be measured by standard microphone using an insert voltage technique.

This instrument has been calibrated against standards maintained at Electrical and Electronic Standards Laboratory (EEL), which are traceable to the International System of Units through the National Institute of Metrology (Thailand).

The information on actual reading is attached herewith and the uncertainty limits quoted refer to the measured values only.

Date of Receipt : 6 May 2021

Date of Calibration : 15 May 2021

The results relate only to the items tested/calibrated or value assigned.

Advertising the Report/Certificate and publicity of the results except in full are prohibited unless written permission is obtained from the governor of TISTR.

FM.BL.MTC.002 Rev.4

Head Office

35 Mu 3 Tambon Khlong Ha, Amphoe Khlong Luang,
Changwat Pathumthani 12120, Thailand

Tel. (66) 0 2577 9000

Fax. (66) 0 2577 9009

E-mail : rumpai@tistr.or.th Website:www.tistr.or.th

Office/Laboratory

Soi 1C, Bangpoo Industrial Estate, Sukhumvit Road,
Amphoe Muang, Changwat Samutprakan 10280, Thailand

Tel. (66) 0 2323 1672-80 ext. 115, 116

Fax. (66) 0 2323 9165

E-mail : mtc@tistr.or.th

Office

196 Phahonyothin Road, Chatuchak, Bangkok 10900,
Thailand

Tel. (66) 0 2579 1121-30 ext. 5219, 5225, 5217

Fax. (66) 0 2579 8592

E-mail : sumalee@tistr.or.th

THAILAND INSTITUTE OF SCIENTIFIC AND TECHNOLOGICAL RESEARCH (TISTR)

Request No. 21-64/0528

MTC No. EEL. BP. 17/0564

The reported expanded uncertainty is based upon a standard uncertainty multiplied by a coverage factor $k = 2$, providing a level of confidence of approximately 95%.

Nominal Output of Unit Under Test = 94 dB re 20 μ Pa at 1000 Hz

Acoustic Output in dB re 20 μ Pa, Corrected to Reference Conditions: 101.325 kPa, 23.0 °C and 50 %RH.

1. Sound Pressure Level

Standard Microphone Type	Measured Sound Pressure Level (dB)	Deviated value (dB)	Uncertainty (dB)	Tolerance limit IEC60942:2003 Class 1
1/2 inch Brüel&Kjær 4180	93.96	-0.04	± 0.10	± 0.40 dB

2. Frequency

Standard Microphone Type	Measured Frequency (Hz)	Deviated value (Hz)	Uncertainty (Hz)	Tolerance limit IEC60942:2003 Class 1
1/2 inch Brüel&Kjær 4180	999.9	-0.1	± 1.5	$\pm 1.0\%$

3. Total Distortion

Standard Microphone Type	Measured Total Distortion (%)	Uncertainty (%)	Tolerance limit IEC60942:2003 Class 1
1/2 inch Brüel&Kjær 4180	1.26	± 0.50	$\pm 3.0\%$

Note : 1. No adjustment.

2. The calibrator pressure correction was not included.

3. The microphone volume correction was not included.

Calibrated by :



Approved by :



Electrical and Electronic Standards Laboratory

Industrial Metrology and Testing Service Centre

Date of Calibration : 15 May 2021

Date of Issue : 18 May 2021

Ref : 2011264050601894002

End of Certificate

2 / 2

The results relate only to the items tested/calibrated or value assigned.

Advertising the Report/Certificate and publicity of the results except in full are prohibited unless written permission is obtained from the governor of TISTR.

FM.BL.MTC.002 Rev.4

Head Office

35 Mu 3 Tambon Khlong Ha, Amphoe Khlong Luang,
Changwat Pathumthani 12120, Thailand
Tel. (66) 0 2577 9000
Fax. (66) 0 2577 9009
E-mail : rumpai@tistr.or.th Website:www.tistr.or.th

Office/Laboratory

Soi 1C, Bangpoo Industrial Estate, Sukhumvit Road,
Amphoe Muang, Changwat Samutprakan 10280, Thailand
Tel. (66) 0 2323 1672-80 ext. 115, 116
Fax. (66) 0 2323 9165
E-mail : mtc@tistr.or.th

Office

196 Phahonyothin Road, Chatuchak, Bangkok 10900,
Thailand
Tel. (66) 0 2579 1121-30 ext. 5219, 5225, 5217
Fax. (66) 0 2579 8592
E-mail : sumalee@tistr.or.th

คุณภาพอากาศในสถานประกอบการ



บริษัท เอส.พี.เอส. คอนซัลติ้ง เซอร์วิส จำกัด
S.P.S. CONSULTING SERVICE CO., LTD.
7 ซอยพหลโยธิน 24 ถนนพหลโยธิน แขวงจอมพล เขตจตุจักร กรุงเทพฯ 10900
7 Soi Phaholyothin 24, Phaholyothin Rd., Jompol, Chatuchak, Bangkok 10900
Tel : (662) 939-4370-72, Fax : (662) 513-4221, E-mail : sale@spscon.com, www.spscon.com

Personal Pump Calibration Report

Calibration Method : Dry Cal Primary Flowmeter

Model : Defender 510-H

S/N : 136164

Environmental Conditions

Temperature : 25 \pm 3 $^{\circ}$ C
Pressure : 1010 \pm 15 mmbar

Personal Pump Data				Calibration Data								
No.	Brand	Model	Serial No.	Date	Flow Rate (ml/min)						Value From Calibration Curve	
					Setting			Actual (Q std.)				
					1	2	3	1	2	3	y	R ²
R01	SKC	224-PCXR4	602467	04/04/2022	1,000	1,500	2,000	993	1,508	2,004	1.020x – 38.784	0.999
R02	SKC	224-PCXR4	626450	04/04/2022	1,000	2,000	3,000	999	1,499	1,990	0.989x + 12.627	1.000
R03	SKC	224-PCXR4	691592	04/04/2022	1,000	1,500	2,000	1,003	1,500	2,004	1.012x – 22.479	0.999
R04	SKC	224-PCXR4	691672	01/04/2022	1,000	1,500	2,000	996	1,493	1,993	0.998x – 2.561	1.000
R05	SKC	224-PCXR4	798470	01/04/2022	1,000	1,500	2,000	994	1,506	1,999	1.015x – 30.635	0.999
R06	SKC	224-PCXR4	798456	04/04/2022	1,000	1,500	2,000	994	1,498	1,994	1.002x – 7.438	1.000
R07	SKC	224-PCXR4	798480	04/04/2022	1,000	1,500	2,000	994	1,490	2,000	1.008x – 16.831	1.000
R08	SKC	224-PCXR4	883215	01/04/2022	1,000	1,500	2,000	1,001	1,502	2,005	1.015x – 26.627	0.999
R09	SKC	224-PCXR4	034650	01/04/2022	1,000	1,500	2,000	991	1,504	2,002	1.018x – 36.538	0.999
R10	SKC	224-PCXR4	091765	01/04/2022	1,000	1,500	2,000	996	1,512	1,993	1.000x + 0.219	1.000
R11	SKC	224-PCXR4	091763	12/04/2022	1,000	1,500	2,000	1,001	1,499	2,002	1.012x – 23.923	0.999
R12	SKC	224-PCXR4	091568	12/04/2022	1,000	1,500	2,000	997	1,501	1,999	1.001x – 4.986	1.000
R13	SKC	224-PCXR4	091638	04/04/2022	1,000	1,500	2,000	1,002	1,498	1,993	0.991x + 10.793	1.000
R14	SKC	224-PCXR4	091764	04/04/2022	1,000	1,500	2,000	994	1,502	1,998	1.013x – 29.256	0.999
R15	SKC	224-PCXR8	529457	01/04/2022	1,000	1,500	2,000	1,002	1,500	2,004	1.013x – 24.345	0.999
R16	SKC	224-PCXR8	529643	04/04/2022	1,000	1,500	2,000	998	1,497	1,994	0.997x + 0.060	1.000
R17	SKC	224-PCXR8	529645	04/04/2022	1,000	1,500	2,000	994	1,509	2,000	1.015x – 30.571	0.999
R18	SKC	224-PCXR8	566756	04/04/2022	1,000	1,500	2,000	991	1,496	1,998	1.002x – 7.678	1.000
R19	SKC	224-PCXR8	566802	01/04/2022	1,000	1,500	2,000	1,003	1,499	2,000	1.010x – 20.189	0.999
R20	SKC	224-PCXR8	529089	04/04/2022	1,000	1,500	2,000	990	1,501	2,003	1.020x – 40.036	0.999
R21	SKC	224-PCXR8	665728	01/04/2022	1,000	1,500	2,000	999	1,493	1,999	1.000x – 5.364	1.000
R22	SKC	224-PCXR8	707444	04/04/2022	1,000	1,500	2,000	1,002	1,500	2,001	1.011x – 21.215	0.999
R23	SKC	224-PCXR8	761067	11/04/2022	1,000	1,500	2,000	998	1,494	1,992	0.994x + 3.095	1.000
R24	SKC	224-PCXR8	707893	01/04/2022	1,000	1,500	2,000	996	1,505	2,001	1.014x – 29.040	0.999
R25	SKC	224-PCXR8	761052	01/04/2022	1,000	1,500	2,000	998	1,500	1,992	0.992x + 7.630	1.000
R26	SKC	224-PCXR8	707956	12/04/2022	1,000	1,500	2,000	1,002	1,500	2,004	1.013x – 24.417	0.999
R27	SKC	224-PCXR8	707398	04/04/2022	1,000	1,500	2,000	996	1,503	2,001	1.013x – 28.725	0.999
R28	SKC	224-PCXR8	707481	11/04/2022	1,000	1,500	2,000	1,004	1,500	2,003	1.010x – 19.368	0.999
R29	SKC	224-PCXR8	707402	01/04/2022	1,000	1,500	2,000	1,005	1,491	1,991	0.988x + 14.326	1.000
R30	SKC	224-PCXR8	093811	01/04/2022	1,000	1,500	2,000	998	1,495	1,994	0.998x – 1.268	1.000
R31	SKC	224-PCXR8	093183	01/04/2022	1,000	1,500	2,000	1,001	1,501	2,001	1.012x – 23.001	0.999
R32	SKC	224-PCXR8	671950	04/04/2022	1,000	1,500	2,000	1,000	1,498	1,994	0.994x + 7.762	1.000
R33	SKC	224-PCXR4	626254	12/04/2022	1,000	1,500	2,000	992	1,502	1,999	1.016x – 34.141	0.999
R34	SKC	224-PCXR4	626131	01/04/2022	1,000	1,500	2,000	1,002	1,498	2,004	1.012x – 24.294	0.999
R35	SKC	224-PCXR8	707460	04/04/2022	1,000	1,500	2,000	998	1,498	1,995	0.994x + 5.672	1.000
R36	SKC	224-PCXR8	707446	01/04/2022	1,000	1,500	2,000	1,003	1,500	2,001	1.010x – 19.192	0.999
R37	SKC	224-PCXR8	707432	01/04/2022	1,000	1,500	2,000	999	1,499	1,998	0.999x + 0.554	1.000
R38	SKC	224-PCXR8	707349	01/04/2022	1,000	1,500	2,000	996	1,500	2,002	1.015x – 31.640	0.999
R39	SKC	224-PCXR8	761095	12/04/2022	1,000	1,500	2,000	1,001	1,496	1,994	0.997x + 2.652	1.000



บริษัท เอส.พี.เอส. คอนซัลติ้ง เซอร์วิส จำกัด
S.P.S. CONSULTING SERVICE CO., LTD.
7 ซอยพหลโยธิน 24 ถนนพหลโยธิน แขวงจตุจักร เขตจตุจักร กรุงเทพฯ 10900
7 Soi Phaholyothin 24, Phaholyothin Rd., Jampol, Chatuchak, Bangkok 10900
Tel : (662) 939-1370-72. Fax : (662) 513-1221. E-mail : sale@spscon.com., www.spscon.com

Rotameter Calibration Report (For Personal Pump Low Flow Adjust)

Calibration Method : Dry Cal Primary Flowmeter

Model : Defender 510-H

S/N : 136164

Calibration Data

Rotameter Data			Calibration Data								
No.	Brand	Model	Date	Flow Rate (ml/min)						Value From Calibration Curve	
				Flow Rate (Reading)			Actual (Q std.)				
				1	2	3	1	2	3	y	R²
L-R01	Dwyer	VFA-21	05/01/2022	50	100	200	50.0	100.0	202.1	1.000x + 0.189	1.000
L-R02	Dwyer	VFA-21	05/01/2022	50	100	200	49.5	100.9	198.9	1.002x - 0.324	1.000
L-R03	Dwyer	VFA-21	06/01/2022	50	100	200	49.8	99.4	201.7	1.004x - 0.164	1.000
L-R04	Dwyer	VFA-21	06/01/2022	50	100	200	49.6	100.3	200.0	1.002x - 0.421	1.000
L-R05	Dwyer	VFA-21	06/01/2022	50	100	200	50.0	99.8	202.4	0.987x + 1.729	1.000
L-R06	Dwyer	VFA-21	07/01/2022	50	100	200	49.8	99.5	198.1	1.005x - 1.417	1.000



GAS CHROMATOGRAPH TEST CERTIFICATION

Certificate No. : SV0821/20202

Instrument Type : GC

Model : CP-3800

Serial Number : 00734

Organization : S.P.S. Consulting Service Co., Ltd.

Address : 7 Phahonyothin Soi 24 Phahonyothin Rd. Ladyao Chatuchak Bangkok 10900

Date : 10/08/2021

ELECTRONIC TEST

CPU	<input checked="" type="checkbox"/> PASS	<input type="checkbox"/> FAIL
LCD TEST	<input checked="" type="checkbox"/> PASS	<input type="checkbox"/> FAIL
VENT TEST	<input checked="" type="checkbox"/> PASS	<input type="checkbox"/> FAIL
KEY ECHO TEST	<input checked="" type="checkbox"/> PASS	<input type="checkbox"/> FAIL
DESTRUCTION RAM TEST	<input checked="" type="checkbox"/> PASS	<input type="checkbox"/> FAIL

RUN CHROMATOGRAM TEST

DETECTOR : Flame Ionization Detector (FID Channel Front)

INJECTOR : Capillary Injector Model 1079

GC CONDITION:

Column	80 °C hold 1 min., rate 20 °C/min. to 200 °C hold 1min.
Injector	220 °C
Detector	300 °C
Column flow	5 mL/min
Makeup flow	25 mL/min
Air flow	300 mL/min
Hydrogen flow	30 mL/min

Column: Capillary Column CP sil 5 CB 0.25 ID x 15 M

Sample: 1 µL Injection FID Test Sample 0.218 g/L C14, C15, C16 in hexane

SENSITIVITY TEST: C15. (Area count) = 144,661 Counts.





Detector Sensitivity (FID)

Detector Response	Result	Specification
Baseline Noise (μ V)	2.94	≤ 50
Baseline Drift (%)	0.24	≤ 1
Sensitivity (S/N for C15)	2,295	$\geq 1,024$

Temperature Specification

Temperature	Set	Result	Specification
Column Oven ($^{\circ}$ C)	80	80	± 5
Injector ($^{\circ}$ C)	220	220	± 5
Detector ($^{\circ}$ C)	300	300	± 5
Incubator ($^{\circ}$ C)	60	N/A	± 5

Relative Standard Deviation % (% RSD)

Checkout Procedure	Result	Specification
Area C15 (%)	2.53	≤ 5
Retention Time C15(%)	0.04	≤ 0.5

APPROVAL :

Signature: _____

Engineer : Suwarot Trikainut

Date : 10/08/2021





Results Integrated System Testing

Checkout Procedure	FID
Detector Position	Front
Inlet Type	1079 Injector
C15 Area 1	149,057
C15 Area 2	140,715
C15 Area 3	146,288
C15 Area 4	140,957
C15 Area 5	146,288
C15 Area Average	144,661
* % RSD (< 5 %)	2.53

* The precision specification should be less than 2.0 % RSD ** (Relative Standard Deviation) for an Auto sampler injection and less than 5 % for Manual injections. To calculate the %RSD, select the C15 peak area for each of the five (5) samples.

** (Relative Standard Deviation is determined by dividing the standard deviation by the average and multiplying by 100.)

$$\% \text{ RSD} = (\text{std.dev} / \text{avg}) * 100$$

Compliance	<input checked="" type="checkbox"/> Pass	<input type="checkbox"/> Fail
Performance by	Sunnarot.	
Date	10/08/2021	



		Date	10/08/2021





Results Integrated System Testing

Checkout Procedure	FID
Detector Position	Front
Inlet Type	1079 Injector
C15 Area 1	149,057
C15 Area 2	140,715
C15 Area 3	146,288
C15 Area 4	140,957
C15 Area 5	146,288
C15 Area Average	144,661
* % RSD (< 5 %)	2.53

* The precision specification should be less than 2.0 % RSD ** (Relative Standard Deviation) for an Auto sampler injection and less than 5 % for Manual injections. To calculate the %RSD, select the C15 peak area for each of the five (5) samples.

** (Relative Standard Deviation is determined by dividing the standard deviation by the average and multiplying by 100.)

$$\% \text{ RSD} = (\text{std.dev} / \text{avg}) * 100$$

Compliance	<input checked="" type="checkbox"/> Pass	<input type="checkbox"/> Fail
Performance by	Suvvarot.	
Date	10/08/2021	



		Date	10/08/2021

